

SPECIFICATIONS

Model	SR249120D
Frequency GHz:	2.4-2.5 / 4.9-5.9
Gain dBi:	5
VSWR:	2.0:1
E-Plane (3 dB beamwidth):	65°
H-Plane (3 dB beamwidth):	120°
RF Connector:	N (m)
Polarization:	Linear (vertical)
Coaxial Cable:	12" Plenum
Enclosure:	White
Antenna Weight lbs. (kg)	.2(.09)
Power (Watts):	5
Mounting:	Wall / Mast
Dimensions in.:	2.16 x 5.16

SR249 120D

2.4 - 2.5 / 4.9- 5.9 GHz ASSEMBLY AND INSTALLATION INSTRUCTIONS



Please read all instructions carefully before attempting to install and use this product.

SAFETY

The SR249120D and all associated equipment should be installed in accordance with all applicable local and national electrical-code guidelines to ensure safe operation.

APPLICATION

This linearly polarized antenna delivers controlled 120-degree sector coverage from 2.4-2.5 / 4.9-5.9 GHz. The antenna mounts to any flat vertical surface with wall-anchors or optionally, a mast mount kit is included to allow attachment to a vertical pole.

The Antenna's 120-degree fan-shaped radiation pattern is especially suited for enhanced coverage of lecture halls, auditoriums, meeting rooms, store departments, and work areas.

LOCATION

For best performance, position above major obstructions on a surface facing the desired coverage zone.

MOUNTING

The SR249120D is supplied with wall-anchors and hardware for secure fixed-position mounting. For vertical mast mounting, the kit includes clamps and fastening hardware that allow masts up to 2 inches (5.1 cm) in diameter.

LIMITED WARRANTY

CUSHCRAFT CORPORATION, P.O. BOX 4680, MANCHESTER, NEW HAMPSHIRE 03108, WARRANTS TO THE ORIGINAL CONSUMER PURCHASER FOR TWO YEARS FROM DATE OF PURCHASE THAT EACH CUSHCRAFT ANTENNA IS FREE OF DEFECTS IN MATERIAL OR WORKMANSHIP. IF, IN THE JUDGMENT OF CUSHCRAFT, ANY SUCH ANTENNA IS DEFECTIVE, THEN CUSHCRAFT CORPORATION WILL, AT ITS OPTION, REPAIR OR REPLACE THE ANTENNA AT ITS EXPENSE WITHIN THIRTY DAYS OF THE DATE THE ANTENNA IS RETURNED (AT PURCHASER'S EXPENSE) TO CUSHCRAFT OR ONE OF ITS AUTHORIZED REPRESENTATIVES. THIS WARRANTY IS IN LIEU OF ALL OTHER EXPRESSED WARRANTIES, ANY IMPLIED WARRANTY IS LIMITED IN DURATION TO ONE YEAR. CUSHCRAFT CORPORATION SHALL NOT BE LIABLE FOR ANY INCIDENTAL OR CONSEQUENTIAL DAMAGES WHICH MAY RESULT FROM A DEFECT. SOME STATES DO NOT ALLOW LIMITATIONS ON HOW LONG AN IMPLIED WARRANTY LASTS OR EXCLUSIONS OR LIMITATIONS OF INCIDENTAL OR CONSEQUENTIAL DAMAGES, SO THE ABOVE LIMITATION AND EXCLUSION MAY NOT APPLY TO YOU. THIS WARRANTY GIVES YOU SPECIFIC LEGAL RIGHTS, AND YOU MAY ALSO HAVE OTHER RIGHTS WHICH VARY FROM STATE TO STATE. THIS WARRANTY DOES NOT EXTEND TO ANY PRODUCTS WHICH HAVE BEEN SUBJECT TO MISUSE, NEGLIGENCE, ACCIDENT OR IMPROPER INSTALLATION, ANY REPAIRS OR ALTERATIONS OUTSIDE OF THE CUSHCRAFT CORPORATION FACTORY WILL NULLIFY THIS WARRANTY.

SPECIFICATIONS SUBJECT TO CHANGE WITHOUT NOTICE

WARRANTY AND LIABILITY

Cushcraft Corporation shall not be liable for any incidental or consequential damages which may result from a defect, or use, improper or otherwise or installation, improper or otherwise. Please contact your vendor for technical support and warranty service.



48 PERIMETER ROAD, MANCHESTER, NH 03103

Tel: 603-627-7877 - Fax: 603-627-1764

e-mail: sales@cushcraft.com - website: www.cushcraft.com

957736_GF_AA

INSTALLATION

SR249120D fixed-position wall installations:

Locate four 8-18 self-tapping screws (66) and four plastic wall anchors (65). Position antenna at desired location and mark mounting-hole locations. Drill 3/16" diameter pilot holes and install wall anchors. Install mount using the supplied self-tapping screws as shown in figure 1.

SR249120D Mast mount:

For mast mounting, find the MTE brackets (34) and two worm clamps (13). Slide clamp band through slot in bracket and place clamps on mast at desired position, just tight enough to prevent them from sliding. Align and fasten antenna, MTE brackets and clamps as shown in fig 2. using the 4 machine screws (20) and locknuts (87) provided. Tighten hardware securely.







KEY	P/N	DISPLAY	DESC	SIZE	QTY
13	030414		HOSE CLAMP	—	2
20	010096		SS MACHINE SCREW	#8-32 x 3/8"	4
34	167728		MTE BRACKET	—	2
65	154465		PLASTIC WALL ANCHOR	# 8	4
66	014466		SS SELF TAP MACHINE SCREW	#8-18 x 3/4"	4
87	014387		SS NYLON HEX NUT	#8-32	4

Figure 1

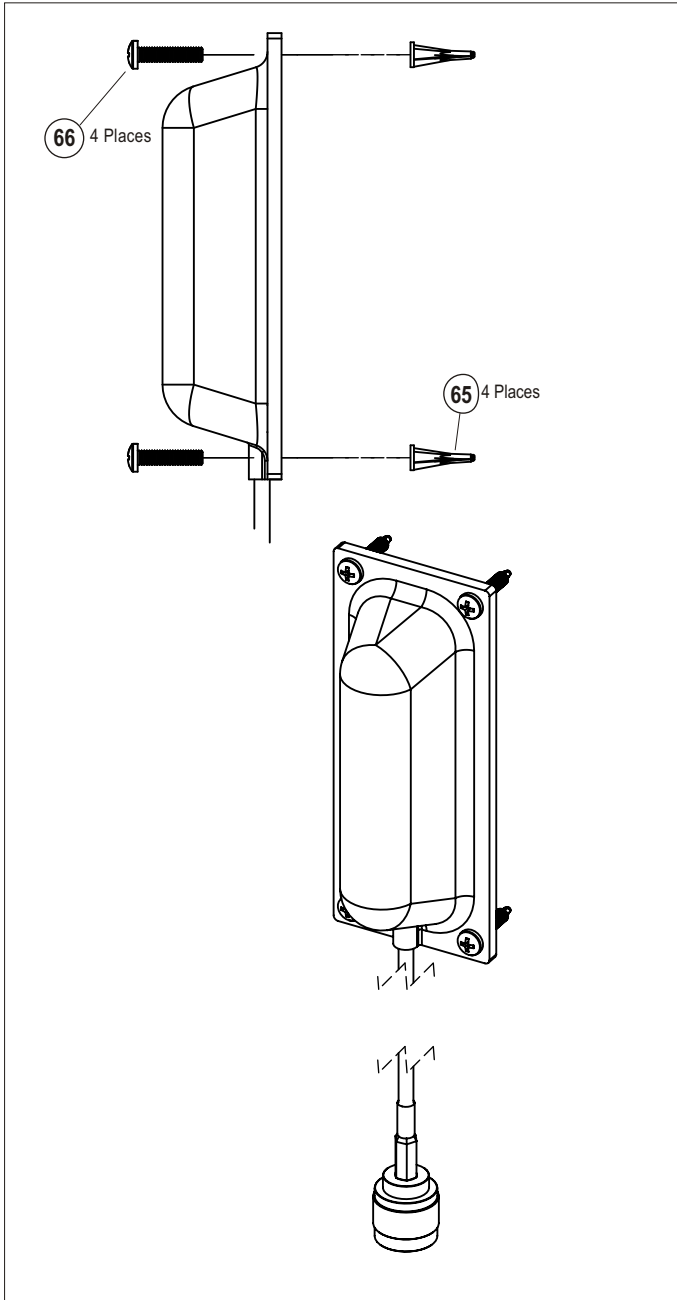


Figure 2

