


HPE ProLiant DL380a Gen11 QuickSpecs

The HPE ProLiant DL380a Gen11 server is a GPU server built for the growing demands of enterprise AI, with the support for 4 double-wide or 8 single-wide accelerators in a standard 2U 2P form factor.

The "a" stands for accelerator optimized, which provides excellent cooling performance for dense GPUs. Powered by 4th and 5th Generation Intel® Xeon® Scalable Processors and cutting-edge GPUs, the HPE ProLiant DL380a Gen11 server can accelerate machine learning, deep learning, AI training and inference workloads, as well as advanced engineering applications, or graphic-intensive workloads.

HPE ProLiant DL380a Gen11




Front View – 8SFF drive bay shown

Item	Description	Item	Description
1.	Quick removal access panel	7.	UID button/LED
2.	Power On/Standby button and system power LED	8.	GPU cage 2 (1 or 2 DW or 4 SW GPUs)
3.	Health LED	9.	Drive Box 1 (8 SFF or EDSFF drives)
4.	iLO front service port	10.	GPU cage 1 (1 or 2 DW or 4 SW GPUs)
5.	USB 3.0 port	11.	Serial number label pull tab
6.	NIC status LED ¹		

Notes: ¹Front NIC LED display doesn't support NIC LED ACT/LINK indication from ALOM/PCIE/FLOM NICs

Overview

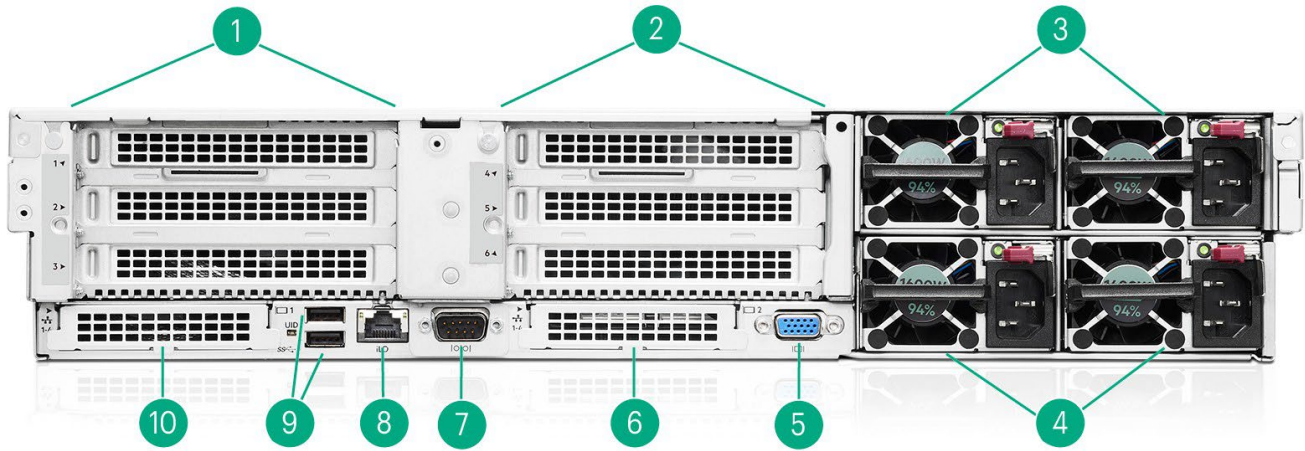


Internal View

Item	Description	Item	Description
1.	8 SFF NVMe or EDSFF drive bay	6.	Secondary Riser
2.	GPU cages for 4 double-wide or 8 single-wide GPUs*	7.	Primary Riser
3.	6 hot-plug fans with N+1 redundancy	8.	Internal USB 3.0 port
4.	Chassis intrusion detection (optional)	9.	2 processors (heatsinks showing)
5.	Up to 4 hot-plug, redundant power supplies	10.	DDR5 DIMM slots (support up to 24 DIMMs)

Notes: 0-GPU configurations are not allowed. GPU installation after shipment must be performed by HPE Services.

Overview



Rear View

Item	Description	Item	Description
1.	Primary Riser. PCIe 5.0 slots (slots 2 & 3)	6.	OCP 3.0 slot 18/OCP2 (optional)
2.	Secondary Riser. PCIe 5.0 slots (slots 5 & 6)	7.	Optional serial port
3.	Power supply 3 and 4 (for DW GPU auxiliary power)	8.	Dedicated iLO management port
4.	Power supply 1 and 2 (for the system board)	9.	2 USB 3.0 ports
5.	VGA connector	10.	OCP 3.0 slot 17/OCP1 (PCIe 5.0 x8, upgradable to x16)

What's New

- Supports 4th and 5th Generation Intel® Xeon® Scalable Processors.
- Support for up to 4 double-wide or 8 single-wide GPUs in a 2U server for intensive compute acceleration.
- Support for PCIe 5.0 for improved bandwidth and throughput.
- Support for well-balanced I/O performance across processors.
- Support for HPE DDR5 Smart Memory.

Platform Information

Form Factor

- 2U rack

Chassis Types

- 4DW (double-wide GPU) chassis with one drive bay for drive cage options.
- 8SW (single-wide GPU) chassis with one drive bay for drive cage options.

Notes: The DL380a Gen11 comes with an 8SFF x4 U.3 NVMe drive bay by default.

System Fans

- 6 dual-rotor hot-plug fans with N+1 redundancy by default.

Standard Features

Processors – 2 of the following depending on model.

The 2nd digit of the processor model number “x4xx” is used to denote the processor generation (i.e. 4=4th Generation Intel® Scalable Series Processors)

For more information regarding Intel® Xeon processors, Refer to the following: <http://www.intel.com/xeon>.

Field upgrade from the 4th Generation Intel® Xeon® Processors to the 5th Generation is not supported.

This table covers the public Intel offering only.

Intel® Xeon® processors		
Processor Suffix	Description	Offering
P	IaaS Optimized	Optimized for high performance IaaS for orchestration efficiency. Higher frequency for VM environments.
S	Storage Workload Optimized	Designed to provide maximum inter-socket bandwidth with lower core counts and TDPs. Data Movement and Transformation Operations Offload with DSA, free up CPU cycles to enable efficient core utilization.
V	VM Optimized	Fosters enhanced VM density, allowing support for more or larger virtual machines per host and lower power VM environment.
Y	Speed Select	Intel® SST-PP increases base frequency when fewer cores are enabled. Allows greater flexibility, deployment options and platform longevity.

Standard Features

4 th Generation Intel® Xeon® Scalable Processor Family							
Intel® Xeon Models	CPU Frequency	Cores	L3 Cache (MB)	Power	UPI	DDR5	SGX Enclave size
Platinum 9462 Processor ⁴	2.7 GHz	32	75	350 W	3 @ 16 GT/s	4800 MT/s	128 GB
Platinum 8480+ Processor	2.0 GHz	56	105	350 W	4 @ 16 GT/s	4800 MT/s	512 GB
Platinum 8470 Processor	2.0 GHz	52	105	350 W	4 @ 16 GT/s	4800 MT/s	512 GB
Platinum 8468 Processor	2.1 GHz	48	105	350 W	4 @ 16 GT/s	4800 MT/s	512 GB
Platinum 8468V Processor ²	2.4 GHz ^{1,3}	48 ³	97.5	330 W ³	3 @ 16 GT/s	4800 MT/s	128 GB
	2.1 GHz ¹	48		300 W			
	1.8 GHz ¹	48		270 W			
Platinum 8460Y+ Processor	2.0 GHz	40 ³	105	300 W ³	4 @ 16 GT/s	4800 MT/s	128 GB
	2.1 GHz	36		300 W			
	2.3 GHz	32		300 W			
Platinum 8458P Processor ²	2.7 GHz ^{1,3}	44 ³	82.5	350 W ³	3 @ 16 GT/s	4800 MT/s	512 GB
	2.7 GHz ¹	40		330 W			
	3.0 GHz ¹	32		330 W			
Platinum 8452Y Processor	2.0 GHz ³	36 ³	67.5	300 W ³	4 @ 16 GT/s	4800 MT/s	128 GB
	1.9 GHz	32		270 W			
Gold 6454S Processor ²	2.1 GHz	24	60	250 W	4 @ 16 GT/s	4800 MT/s	128 GB
	2.2 GHz ³	32 ³		270 W ³			
	2.4 GHz	24		250 W			
Gold 6430 Processor	2.6 GHz	16	60	225 W	3 @ 16 GT/s	4400 MT/s	128 GB
	2.1 GHz	32		270 W			
	2.5 GHz	16		185 W			
Gold 6426Y Processor	2.5 GHz	16	37.5	185 W	3 @ 16 GT/s	4800 MT/s	128 GB
Gold 6442Y Processor	2.6 GHz	24	60	225 W	3 @ 16 GT/s	4800 MT/s	128 GB
Gold 6448Y Processor	2.1 GHz	32	60	225 W	3 @ 16 GT/s	4800 MT/s	128 GB
Gold 6434 Processor	3.7 GHz	8	22.5	195 W	3 @ 16 GT/s	4800 MT/s	128 GB
Gold 6444Y Processor	3.6 GHz	16	45	270 W	3 @ 16 GT/s	4800 MT/s	128 GB
Platinum 8462Y+ Processor	2.8 GHz	32	60	300 W	3 @ 16 GT/s	4800 MT/s	128 GB
Silver 4416+ Processor	2 GHz	20	37.5	165 W	2 @ 16 GT/s	4000 MT/s	64 GB
Gold 5418Y Processor	2 GHz	24	45	185 W	3 @ 16 GT/s	4400 MT/s	128 GB
Gold 5420+ Processor	2 GHz	28	52.5	205 W	3 @ 16 GT/s	4400 MT/s	128 GB
Gold 6438Y+ Processor	2 GHz	32	60	205 W	3 @ 16 GT/s	4800 MT/s	128 GB
Gold 6438M Processor	2.2 GHz	32	60	205 W	3 @ 16 GT/s	4800 MT/s	128 GB
Gold 6418H Processor	2.2 GHz	24	60	185 W	3 @ 16 GT/s	4800 MT/s	512 GB
Gold 6448H Processor	2.2 GHz	32	60	250 W	3 @ 16 GT/s	4800 MT/s	512 GB
Platinum 9462 Processor	2.7 GHz	32	75	350 W	3 @ 16 GT/s	4800 MT/s	128 GB
Gold 6438M Processor	2.2 GHz	32	60	205 W	3 @ 16 GT/s	4800 MT/s	128 GB

Standard Features

5 th Generation Intel® Xeon® Scalable Processor Family							
Intel® Xeon Models	CPU Frequency	Cores	L3 Cache (MB)	Power	UPI	DDR5	SGX Enclave size
Gold 5515+ Processor	3.2 GHz	8	22.5	165 W	3 @ 20 GT/s	4800 MT/s	128 GB
Gold 6526Y Processor	2.8 GHz	16	37.5	195 W	3 @ 20 GT/s	5200 MT/s	128 GB
Gold 6542Y Processor	2.9 GHz	24	60	250 W	3 @ 20 GT/s	5200 MT/s	128 GB
Gold 6548Y+ Processor	2.5 GHz	32	60	250 W	3 @ 20 GT/s	5200 MT/s	128 GB
Gold 6534 Processor	3.9 GHz	8	22.5	195 W	3 @ 20 GT/s	4800 MT/s	128 GB
Gold 6544Y Processor	3.6 GHz	16	45	270 W	3 @ 20 GT/s	5200 MT/s	128 GB
Platinum 8562Y+ Processor	2.8 GHz	32	60	300 W	3 @ 20 GT/s	5600 MT/s	512 GB
Platinum 8568Y+ Processor	2.3 GHz	48	300	350 W	4 @ 20 GT/s	5600 MT/s	512 GB
Platinum 8570 Processor	2.1 GHz	56	300	350 W	4 @ 20 GT/s	5600 MT/s	512 GB
Platinum 8580 Processor	2.0 GHz	60	300	350 W	4 @ 20 GT/s	5600 MT/s	512 GB
Platinum 8592+ Processor	1.9 GHz	64	320	350 W	4 @ 20 GT/s	5600 MT/s	512 GB
Silver 4509Y Processor	2.6 GHz	8	22.5	125 W	2 @ 20 GT/s	4400 MT/s	64 GB
Silver 4514Y Processor	2.0 GHz	16	30	150 W	2 @ 20 GT/s	4400 MT/s	64 GB
Silver 4516Y+ Processor	2.2 GHz	24	45	185 W	2 @ 20 GT/s	4400 MT/s	64 GB
Gold 5520+ Processor	2.2 GHz	28	52.5	205 W	3 @ 20 GT/s	4800 MT/s	128 GB
Gold 6530 Processor	2.1 GHz	32	160	270 W	3 @ 20 GT/s	4800 MT/s	128 GB
Gold 6538Y+ Processor	2.2 GHz	32	60	225 W	3 @ 20 GT/s	5200 MT/s	128 GB
Platinum 8558 Processor	2.1 GHz	48	260	330 W	4 @ 20 GT/s	5200 MT/s	512 GB

Notes:

- ¹Deterministic base frequency rating only applicable to VM workloads. Other workloads may experience throttling.
- ²Supports Intel® Speed Select Performance Profile (SST-P), even though not being a “Y” processor.
- ³Default Speed Select Performance Profile value.
- ⁴High-Bandwidth Memory Die processor.

Chipset

Intel® C741 Chipset

Notes: For more information regarding Intel® chipsets, Refer to the following URL:<https://www.intel.com/content/www/us/en/products/chipsets/server-chipsets.html>**On System Management Chipset**

HPE iLO 6 ASIC

Read and learn more in the [iLO QuickSpecs](#).

Standard Features

Memory (One of the following depending on model).

Type	HPE DDR5 Smart Memory, Registered (RDIMM)
DIMM Slots Available	24 DIMM slots (12 DIMM slots per processor), 8 channels per processor (4 channels with 2 DIMM slots and 4 channels with 1 DIMM slot)
Maximum capacity (RDIMM) for SPR CPUs	3.0 TB (24 x 128 GB RDIMM @4400 MT/s, 2DPC) 2.0 TB (16 x 128 GB RDIMM @4800 MT/s, 1DPC)
Maximum capacity (RDIMM) for EMR CPUs	3.0 TB (24 x 128 GB RDIMM @4400 MT/s, 2DPC) 2.0 TB (16 x 128 GB RDIMM @5600 MT/s, 1DPC)

Notes: The maximum memory speed is limited by the processor selection.

The -B21 memory SKUs shown in this document are to be used when ordering stand-alone memory only. For each -B21 SKU, there is a corresponding -F21 SKU which is to be used when configuring servers with integrated memory DIMMs.

Expansion Slots**Primary Riser**

Notes: Bus width indicates the number of physical electrical lanes running to the connector.

Primary Riser					
Slots #	Technology	Bus Width	Connector Width	Slot Form Factor	Notes
1	N/A	N/A	N/A	N/A	N/A
2*	PCIe 5.0	x16	x16	Full height, half length	Processor 1
3	PCIe 5.0	x16	x16	Full height, half length	Processor 1

Notes: * Default slot 2 on the Primary Riser is empty and not available. It requires the Stacking Riser (P54305-B21) to enable x16 PCIe 5.0 in slot 2.

Secondary Riser

Notes: Bus Width Indicates the number of physical electrical lanes running to the connector.

Secondary Riser					
Slots #	Technology	Bus Width	Connector Width	Slot Form Factor	Notes
4	N/A	N/A	N/A	N/A	N/A
5*	PCIe 5.0	x16	x16	Full height, half length	Processor 2
6	PCIe 5.0	x16	x16	Full height, half length	Processor 2

Notes: * Default slot 5 on the Primary Riser is empty and not available. It requires the Stacking Riser (P54305-B21) to enable x16 PCIe 5.0 in slot 5.

Standard Features

Graphics

Integrated Video Standard

- Video modes up to 1920 x 1200@60Hz (32 bpp)
- 16MB Video Memory

HPE iLO 6 on system management memory

- 32 MB Flash
- 8 Gbit DDR 3 with ECC protection

Maximum Internal Storage

Drive	Capacity	Configuration
Hot Plug SFF NVMe PCIe SSD	122.88 TB	8 x 15.36 TB
Hot Plug E3.S NVMe PCIe SSD	61.44 TB	8 x 7.68 TB

Power Supply

- HPE 1600W Flex Slot Platinum Hot Plug Low Halogen Power Supply Kit
Notes: 1 available in 94% efficiency.
- HPE 1800W-2200W Flex Slot Titanium Hot Plug Power Supply Kit
Notes: 1 available in 96% efficiency.

HPE Flexible Slot (Flex Slot) Power Supplies share a common electrical and physical design that allows for hot plug, tool-less installation into HPE ProLiant Gen11 Performance Servers. Flex Slot power supplies are certified for high-efficiency operation and offer multiple power output options, allowing users to "right-size" a power supply for specific server configurations. This flexibility helps to reduce power waste, lower overall energy costs, and avoid "trapped" power capacity in the data center.

The standard 6-foot IEC C-13/C-14 jumper cord (AOK02A) is included with each standard AC power supply option kit. If a different power cord is required, please check the [ProLiant Power Cables](#) web page.

To review the power requirements for your selected system, please use the [HPE Power Advisor Tool](#).

For information on power specifications and technical content visit <https://www.hpe.com/psnow/doc/4AA6-6836ENW>.

European Union ErP Lot 9 Regulation

Beginning on January 1st, 2024, units sold into the European Union (EU), European Economic Area (EEA), the United Kingdom, Ireland, Switzerland or Turkey, must include more efficient AC power supplies: 94% for multi-output and 96% for single-output. HPE Flexible Slot power supplies are single-output, and part numbers 865438-B21, P03178-B21, and P44712-B21 are 96% efficient, thus meeting requirements.

HPE is on target to fulfill compliant systems ahead of time and will begin enforcing these requirements in advance to satisfy requests with the current power supplies by the set deadline.

Standard Features

Storage Controllers

NVMe Boot Devices

- HPE NS204i-u Gen11 NVMe Hot Plug Boot Optimized Storage Device

Notes:

- Bus Width Indicates the number of physical electrical lanes running to the connector.
- Two 480GB M.2 NVMe SSDs are included for RAID 1 OS boot.
- Can be configured to be rear accessible or internal accessible.
- Does not occupy PCIe slots on the DL380a Gen11 server

Software RAID

- Intel® Virtual RAID on CPU (Intel® VROC)

Notes:

- Supports up to 8 direct attach NVMe bays on the DL380a Gen11 server.
- Intel® VROC NVMe is off by default and requires licensing, see options for details.
- RAID support – 0/1/5/10, depending on licensing options.
- Intel® VROC for HPE ProLiant Gen10 Plus is an enterprise, hybrid Software RAID solution specifically designed for NVMe SSDs connected directly to the CPU. Intel® VROC is a software-based solution utilizing Intel® CPU to RAID or HBA direct connected drives and supports both Intel® SFF SSDs and HPE SFF SSDs.

Tri-Mode Controller

- HPE MR416i-p Gen11 12G Controller
- HPE MR416i-o Gen11 12G Controller
- HPE SR932i-p Gen11 24G Controller

Interfaces	
Serial Port	1 optional (rear)
VGA Port	1 standard (rear)
Network Ports	Nonstandard. Choice of OCP networking card or stand-up networking card required.
HPE iLO Remote Management Network Port	1 Gb dedicated (rear)
Front iLO Service Port	1 standard (front)
USB 3.0	4 (1 front, 2 rear, 1 internal)

Standard Features

Operating Systems and Virtualization Software Support for HPE Servers

HPE servers are designed for seamless integration with partner Operating Systems and Virtualization Software. By collaborating closely with our partners, we ensure that their products are optimized, certified, and fully supported within your HPE server environment.

- Access the certified and supported servers for each of the OS and Virtualization software: [HPE Servers Support & Certification Matrices](#)

HPE Server UEFI

Unified Extensible Firmware Interface (UEFI) is an industry standard that provides better manageability and more secured configuration than the legacy ROM while interacting with your server at boot time. HPE ProLiant Gen11 servers have a UEFI Class 3 implementation and support UEFI Mode only.

Notes: The UEFI System Utilities tool is analogous to the HPE ROM-Based Setup Utility (RBSU) of legacy BIOS. For more information, please visit <http://www.hpe.com/servers/uefi>.

UEFI enables numerous new capabilities specific to HPE ProLiant servers such as

- Secure Boot and Secure Start enable for enhanced security
- Embedded UEFI Shell
- Operating system specific functionality
- Mass Configuration Deployment Tool using iLO RESTful API that is Redfish API Conformant
- Support for > 2.2 TB (using GPT) boot drives
- PXE boot support for IPv6 networks
- USB 3.0 Stack
- Workload Profiles for simple performance optimization

UEFI Boot Mode only

- TPM 2.0 Support
- iSCSI Software Initiator Support.
- NVMe Boot Support
- HTTP/HTTPS Boot support as a PXE alternative.
- Platform Trust Technology (PTT) can be enabled.
- Boot support for option cards that only support a UEFI option ROM

Notes: For UEFI Boot Mode, boot environment and OS image installations should be configured properly to support UEFI.

HPE Compute Ops Management

Transform compute lifecycle management with a cloud experience that delivers greater simplicity, agility, and speed across your entire server environment, wherever it lives. This software-as-a-service tool provides a dashboard with global visibility and intuitive management of server health, security and compliance status to help you easily identify areas that need immediate attention. Users can update tens to thousands of servers faster through intelligent delta-based firmware downloads and on-demand HPE iLO firmware updates.

HPE Compute Ops Management is cloud-native software that is continually updated with new services, features, patches, and firmware packs. The management application resides in GreenLake cloud (access via <https://common.cloud.hpe.com>) and leverages the GreenLake architecture, security, and unified operations.

Standard Features

A 3-year subscription to HPE Compute Ops Management is added by default when ordering an HPE ProLiant Gen11 rack, tower, or micro server.

For more information, visit the HPE Compute Ops Management QuickSpecs:

<https://www.hpe.com/psnow/doc/a50004263enw>

Industry Standard Compliance

- ACPI 6.3 Compliant
- Advanced Encryption Standard (AES)
- Active Directory v1.0
- ASHRAE A3/A4

Notes: For additional technical, thermal details regarding ambient temperature, humidity, and feature support, please visit <https://www.hpe.com/support/ASHRAEGen11>

- DMTF Systems Management Architecture for Server Hardware Command Line Protocol (SMASH CLP)
- ENERGY STAR®
- ErP EU Lot9 regulation

Notes:

- Beginning on January 1st, 2024, units sold into the European Union (EU), European Economic Area (EEA), the United Kingdom, Ireland, Switzerland or Turkey, must include more efficient AC power supplies: 94% for multi-output and 96% for single-output. HPE Flexible Slot power supplies are single-output, and part numbers 865438-B21, P03178-B21, and P44712-B21 are 96% efficient, thus meeting requirements.
 - HPE is on target to fulfill compliant systems ahead of time and will begin enforcing these requirements in advance to satisfy requests with the current power supplies by the set deadline.
 - Please visit: <https://www.hpe.com/us/en/about/environment/msds-specs-more.html> for more information regarding HPE Lot 9 conformance.
 - IPMI 2.0
 - Microsoft® Logo certifications
 - PCIe 3.0 Compliant
 - PCIe 4.0 Compliant
 - PCIe 5.0 Compliant
 - PXE Support
 - Redfish API
 - Secure Digital 4.0
 - SMBIOS 3.2
 - SNMP v3
 - TLS 1.2
 - TPM 2.0 Support
 - Triple Data Encryption Standard (3DES)
 - UEFI (Unified Extensible Firmware Interface Forum) 2.6
 - USB 2.0 Compliant
 - USB 3.0 Compliant
 - VGA Port
-

Standard Features

Embedded Management

HPE Integrated Lights-Out (HPE iLO)

Monitor your servers for ongoing management, service alerting, reporting and remote management with HPE iLO. Learn more at <http://www.hpe.com/info/ilo>.

UEFI

Configure and boot your servers securely with industry standard Unified Extensible Firmware Interface (UEFI). Learn more at <http://www.hpe.com/servers/uefi>.

Intelligent Provisioning

Hassle-free server and OS provisioning for one or more servers with Intelligent Provisioning. Learn more at <http://www.hpe.com/servers/intelligentprovisioning>

iLO RESTful API

iLO RESTful API is Redfish API conformance and offers simplified server management automation such as configuration and maintenance tasks based on modern industry standards. Learn more at <http://www.hpe.com/info/restfulapi>

Server Utilities

Active Health System

The HPE Active Health System (AHS) is an essential component of the iLO management portfolio that provides continuous, proactive health monitoring of HPE servers. Learn more at <http://www.hpe.com/servers/ahs>.

Active Health System Viewer

Use the Active Health System Viewer, a web-based portal, to easily read AHS logs and speed problem resolution with HPE self-repair recommendations, to learn more visit: <http://www.hpe.com/servers/ahsv>.

Smart Update

Keep your servers up to date with the HPE Smart Update solution by using Smart Update Manager (SUM) to optimize the firmware and driver updates of the Service Pack for ProLiant (SPP).

HPE iLO Mobile Application

Enables the ability to access, deploy, and manage your server anytime from anywhere from select smartphones and mobile devices. For additional information please visit: <http://www.hpe.com/info/ilo/mobileapp>.

RESTful Interface Tool

RESTful Interface tool (iLO REST) is a single scripting tool to provision using iLO RESTful API to discover and deploy servers at scale. Learn more at <http://www.hpe.com/info/resttool>.

Scripting Tools

Provision one to many servers using your own scripts to discover and deploy with Scripting Tool (STK) for Windows and Linux or Scripting Tools for Windows PowerShell. Learn more at <http://www.hpe.com/servers/powershell>.

Standard Features

HPE OneView Standard

HPE OneView Standard can be used for inventory, health monitoring, alerting, and reporting without additional fees. It can monitor multiple HPE server generations. The user interface is similar to the HPE OneView Advanced version, but the software-defined functionality is not available. Learn more at <http://www.hpe.com/info/oneview>.

Security

- UEFI Secure Boot and Secure Start support
- Tamper-free updates – components digitally signed and verified
- Immutable Silicon Root of Trust
- Ability to roll back firmware
- FIPS 140-2 validation
- Secure erase of NAND/User data
- Common Criteria certification
- iLO Security Modes
- Granular control over iLO interfaces
- Configurable for PCI DSS compliance
- TPM (Trusted Platform Module) 2.0 option
- Advanced Encryption Standard (AES) and Triple Data Encryption Standard (3DES) on browser
- Bezel Locking Kit option
- Support for Commercial National Security Algorithms (CNSA)
- Chassis Intrusion detection option
- Secure Recovery – recover critical firmware to known good state on detection of compromised firmware

Warranty

This product is covered by a global limited warranty and supported by HPE Services and a worldwide network of Hewlett Packard Enterprise Authorized Channel Partners resellers. Hardware diagnostic support and repair is available for three years from date of purchase. Support for software and initial setup is available for 90 days from date of purchase. Enhancements to warranty services are available through HPE Services operational services or customized service agreements. Hard drives have either a one year or three-year warranty; refer to the specific hard drive QuickSpecs for details.

Notes: Server Warranty includes 3-Year Parts, 3-Year Labor, 3-Year Onsite support with next business day response. Warranty repairs may be accomplished using Customer Self Repair (CSR) parts. These parts fall into two categories: 1) Mandatory CSR parts are designed for easy replacement. A travel and labor charge will result when customers decline to replace a Mandatory CSR part; 2) Optional CSR parts are also designed for easy replacement but may involve added complexity. Customers may choose to have Hewlett Packard Enterprise replace Optional CSR parts at no charge. Additional information regarding worldwide limited warranty and technical support is available at:

<https://www.hpe.com/support/ProLiantServers-Warranties>

Optional Features

Server Management

HPE iLO Advanced

HPE iLO Advanced licenses offer smart remote functionality without compromise, for all HPE ProLiant servers. The license includes the fully integrated remote console, virtual keyboard, video, and mouse (KVM), multi-user collaboration, console record and replay, and GUI-based and scripted virtual media and virtual folders. You can also activate the enhanced security and power management functionality.

HPE OneView Advanced

HPE OneView brings a new level of automation to infrastructure management by taking a template-driven approach to provisioning, updating, and integrating compute, storage, and networking infrastructure. It provides full-featured licenses which can be purchased for managing multiple HPE servers.

To learn more visit <http://www.hpe.com/info/oneview>.

One Config Simple (OCS/SCE)

SCE is a guided self-service tool to help sales and non-technical people provide customers with initial configurations in 3 to 5 minutes. You may then send the configuration on for configuration help, or use in your existing ordering processes. If you require "custom" rack configuration or configuration for products not available in SCE, please contact Hewlett Packard Enterprise Customer Business Center or an Authorized Partner for assistance.

<https://h22174.www2.hpe.com/SimplifiedConfig/Welcome>

Rack and Power Infrastructure

The story may end with servers, but it starts with the foundation that makes compute go – and business grow. We've reinvented our entire portfolio of rack and power products to make IT infrastructure more secure, more practical, and more efficient. In other words, we've created a stronger, smarter, and simpler infrastructure to help you get the most out of your IT equipment. As an industry leader, Hewlett Packard Enterprise is uniquely positioned to address the key concerns of power, cooling, cable management and system access.

HPE G2 Advanced and Enterprise Racks are perfect for the server room or today's modern data center with enhanced airflow and thermal management, flexible cable management, and a 10-year Warranty to support higher density computing.

HPE G2 PDUs offer reliable power in flexible form factors that operate at temperatures up to 60°C, include color-coded outlets and load segments and a low-profile design for optimal access to the rack and support for dense rack environments.

HPE Uninterruptible Power Systems are cost-effective power protection for any type of workload. Some UPSs include options for remote management and extended runtime modules, so your critical dense data center is covered in power outages.

HPE KVM Solutions include a console and switches designed to work with your server and IT equipment reliably. We've got a cost-effective KVM switch for your first rack and multiple-connection IP switches with remote management and security capabilities to keep your data center rack up and running.

Learn more about HPE Racks, KVM, PDUs and UPSs at [HPE Rack and Power Infrastructure](#).

Service and Support

HPE Services

No matter where you are in your digital transformation journey, you can count on HPE Services to deliver the expertise you need when, where, and how you need it. From planning to deployment, ongoing operations and beyond, our experts can help you realize your digital ambitions.

<https://www.hpe.com/services>

Consulting Services

No matter where you are on your journey to hybrid cloud, experts can help you map out your next steps. From determining what workloads should live where, to handling governance and compliance, to managing costs, our experts can help you optimize your operations.

<https://www.hpe.com/services/consulting>

HPE Managed Services

HPE runs your IT operations, providing services that monitor, operate, and optimize your infrastructure and applications, delivered consistently and globally to give you unified control and let you focus on innovation.

[HPE Managed Services | HPE](#)

Operational services

Optimize your entire IT environment and drive innovation. Manage day-to-day IT operational tasks while freeing up valuable time and resources. Meet service-level targets and business objectives with features designed to drive better business outcomes.

<https://www.hpe.com/services/operational>

HPE Complete Care Service

HPE Complete Care Service is a modular, IT environment service designed to help optimize your entire IT environment and achieve agreed upon IT outcomes and business goals through a personalized experience. All delivered by an assigned team of HPE Services experts. HPE Complete Care Service provides:

- A complete coverage approach
- An assigned HPE team
- Modular and fully personalized engagement
- Enhanced Incident Management experience with priority access
- Digitally enabled and AI driven customer experience

<https://www.hpe.com/services/complecare>

Service and Support

HPE Tech Care Service

HPE Tech Care Service is the operational support service experience for HPE products. The service goes beyond traditional support by providing access to product specific experts, an AI driven digital experience, and general technical guidance to not only reduce risk but constantly search for ways to do things better. HPE Tech Care Service delivers a customer-centric, AI driven, and digitally enabled customer experience to move your business forward. HPE Tech Care Service is available in three response levels. Basic, which provides 9x5 business hour availability and a 2-hour response time. Essential, which provides a 15-minute response time 24x7 for most enterprise-level customers, and Critical, which includes a 6-hour repair commitment where available and outage management response for severity 1 incidents.

<https://www.hpe.com/services/techcare>

HPE Lifecycle Services

HPE Lifecycle Services provide a variety of options to help maintain your HPE systems and solutions at all stages of the product lifecycle. A few popular examples include:

- Lifecycle Install and Startup Services: Various levels for physical installation and power on, remote access setup, installation and startup, and enhanced installation services with the operating system.
- HPE Firmware Update Analysis Service: Recommendations for firmware revision levels for selected HPE products, taking into account the relevant revision dependencies within your IT environment.
- HPE Firmware Update Implementation Service: Implementation of firmware updates for selected HPE server, storage, and solution products, taking into account the relevant revision dependencies within your IT environment.
- Implementation assistance services: Highly trained technical service specialists to assist you with a variety of activities, ranging from design, implementation, and platform deployment to consolidation, migration, project management, and onsite technical forums.
- HPE Service Credits: Access to prepaid services for flexibility to choose from a variety of specialized service activities, including assessments, performance maintenance reviews, firmware management, professional services, and operational best practices.

Notes: To review the list of Lifecycle Services available for your product go to:

<https://www.hpe.com/services/lifecycle>

For a list of the most frequently purchased services using service credits, see the [HPE Service Credits Menu](#)

Other Related Services from HPE Services

HPE Education Services

Training and certification designed for IT and business professionals across all industries. Broad catalogue of course offerings to expand skills and proficiencies in topics ranging from cloud and cybersecurity to AI and DevOps. Create learning paths to expand proficiency in a specific subject. Schedule training in a way that works best for your business with flexible continuous learning options.

<https://www.hpe.com/services/training>

Service and Support

Defective Media Retention

An option available with HPE Complete Care Service and HPE Tech Care Service and applies only to Disk or eligible SSD/Flash Drives replaced by HPE due to malfunction.

Consult your HPE Sales Representative or Authorized Channel Partner of choice for any additional questions and service options.

Parts and Materials

HPE will provide HPE-supported replacement parts and materials necessary to maintain the covered hardware product in operating condition, including parts and materials for available and recommended engineering improvements.

Parts and components that have reached their maximum supported lifetime and/or the maximum usage limitations as set forth in the manufacturer's operating manual, product QuickSpecs, or the technical product data sheet will not be provided, repaired, or replaced as part of these services.

How to Purchase Services

Services are sold by Hewlett Packard Enterprise and Hewlett Packard Enterprise Authorized Service Partners:

- Services for customers purchasing from HPE or an enterprise reseller are quoted using HPE order configuration tools.
- Customers purchasing from a commercial reseller can find services at <https://ssc.hpe.com/portal/site/ssc/>

AI Powered and Digitally Enabled Support Experience

Achieve faster time to resolution with access to product-specific resources and expertise through a digital and data driven customer experience.

Sign into the HPE Support Center experience, featuring streamlined self-serve case creation and management capabilities with inline knowledge recommendations. You will also find personalized task alerts and powerful troubleshooting support through an intelligent virtual agent with seamless transition when needed to a live support agent.

<https://support.hpe.com/hpesc/public/home/signin>

GreenLake

[GreenLake](#) is the cloud to run and manage your entire hybrid landscape—private, public, and edge. It helps you to:

- Streamline IT Operations across compute, storage, and networking without the chaos
- Unify and secure data, as you move faster
- Accelerate AI, from pilot to production

The result: greater operational efficiency, lower TCO, and faster AI delivery—all from one unified, intelligent platform built for today's hybrid enterprise.

Configuration Information

Smart Templates from HPE

HPE is releasing new Smart Template technology in the One Config Advanced (OCA) configurator. These Templates represent the CTO equivalents of the top-selling BTO configurations. They are intended to provide simple starting points to assist you in easily creating and customizing your desired Server solutions. HPE Servers that have Platform Templates, developed by HPE Product Managers, will have a separate tab in the HPE OCA configurator.

Workload Solutions Templates from HPE

The Workload Solutions Templates are built on the Smart Templates technology to easily develop working configurations of the most compelling Workload Solutions. The templates complement the Reference Builds developed by HPE. Workload Solutions templates preconfigure some of the key architecture decisions and make it easier for Sellers to get started and complete a differentiated server solution for your customer's specific workload.

Mainstream SKUs

HPE launched the Mainstream SKU initiative as a market-driven approach to Demand Steering. It is a simplified portfolio of our top selling options that meet the current and future market trends. HPE has committed to providing a more predictable and faster experience for these options. Mainstream SKUs enjoy higher safety stock levels and have higher fulfillment service levels than non-Mainstream SKUs. Mainstream orders are fulfilled +30% faster than non-Mainstream orders, have fewer shortages and better recovery dates. This platform has Mainstream SKUs in the options portfolio and is eligible for the improved Mainstream experience. Mainstream SKUs are designated with a Mainstream symbol in our configurators.

Mainstream Configurations

HPE is using the new Smart Templates technology to present Mainstream configurations. All the options in a Mainstream configuration are pre-selected Mainstream SKUs to optimize the performance, predictability, and fulfillment experience. Check the Template section in our configurators for eligible Mainstream configurations.

This section lists some of the steps required to configure a Factory Integrated Model. To ensure only valid configurations are ordered, Hewlett Packard Enterprise recommends the use of an HPE approved configurator. Contact your local sales representative for information on configurable product offerings and requirements.

- Factory Integrated Models must start with a CTO Server.
- FIO indicates that this option is only available as a factory installable option.
- All Factory Integrated Models will be populated with sufficient hard drive blanks based on the number of initial hard drives ordered with the server.
- Some options may not be integrated at the factory. Contact your local sales representative for additional information.

Configuration Information

Step 1: Base Configuration

CTO Server Models	HPE ProLiant DL380a Gen11 4 Double Wide Configure-to-order Server
SKU Number	P54903-B21
TAA SKU*	P54903-B21#GTA
Processor	Not included as standard
DIMM Slots	24 DIMM slots
Storage Controller	Embedded Intel® VROC NVMe RAID (requires licenses for non-Intel® NVMe SSDs), choice of HPE Tri-Mode controllers
PCIe	Two standard and two optional
Drive Cage	Not included as standard
Network Controller	Choice of OCP 3.0 or stand-up network adapters for primary networking selection plus additional/optional stand-up network adapters Choice of OCP 3.0 or stand-up network adapters Notes: No embedded networking
Fans	6 dual-rotor redundant system fans
Management	HPE iLO with Intelligent Provisioning (standard), iLO Advanced and OneView (optional) HPE iLO Standard with Intelligent Provisioning (embedded), HPE OneView Standard (requires download), HPE iLO Advanced, HPE iLO Advanced Premium Security Edition, and HPE OneView Advanced (require licenses)
USB	4 USB 3.0 (1 front, 2 rear, 1 internal) plus iLO front service port
Trusted Platform Module (TPM)	Embedded TPM

Notes:

- *HPE offers multiple Trade Agreement Act (TAA) compliant configurations to meet the needs of US Federal Government customers. These products are either manufactured or substantially transformed into a designated country. TAA compliance is only provided when HPE options are included as part of factory integrated orders (CTO).
- All CTO servers are ENERGY STAR® 3.0 compliant. After January 11, 2024, ENERGY STAR® 3.0 compliance is no longer valid. ENERGY STAR® 4.0 certification will be valid upon publication.

Step 2: Choose Processors

Please select two processors from below.

Notes:

- DL380a Gen11 only supports dual processor configurations, not single processor configurations.
- Mixing of 2 different processor models is NOT supported.
- All SKUs below ship with processor only. Adequate heatsinks must be selected.
- Processors with TDP equal to or greater than 270W require High Performance Heatsink (P51832-B21).
- DDR5 speed is the maximum memory speed of the processor. Actual memory speed may depend on the quantity and type of DIMMs installed.

Configuration Information

- Each processor feeds 2 x8 front NVMe connectors, supporting up to 4 drives. Sockets must be populated for NVMe connectors to be usable.

4th Generation Intel® Xeon Sapphire Rapids (Platinum, Gold, and Silver)**E-Star Certified**

Notes: Sapphire Rapids processors supports only PC5-4800B memory.

Yes	Intel® Xeon®-Platinum 8480+ 2.0GHz 56-core 350W Processor for HPE	P49607-B21
Yes	Intel® Xeon®-Platinum 8470 2.0GHz 52-core 350W Processor for HPE	P49606-B21
Yes	Intel® Xeon®-Platinum 8468 2.1GHz 48-core 350W Processor for HPE	P49605-B21
Yes	Intel® Xeon®-Platinum 8460Y+ 2.0GHz 40-core 300W Processor for HPE	P49604-B21
Yes	Intel® Xeon®-Platinum 8458P 2.7GHz 44-core 350W Processor for HPE	P49632-B21
Yes	Intel® Xeon®-Platinum 8452Y 2.0GHz 36-core 300W Processor for HPE	P49616-B21
Yes	Intel® Xeon®-Gold 6430 2.1GHz 32-core 270W Processor for HPE	P49614-B21
No	Intel® Xeon®-Gold 6444Y 3.6GHz 16-core 270W Processor for HPE	P49602-B21
	Notes: Above processors (270W or greater) require High Performance Heatsink (P51832-B21).	
Yes	Intel® Xeon®-Platinum 9462 2.7GHz 32-core 350W Processor for HPE	P49645-B21
	Notes:	
	– HBM die	
	– Processors (270W or greater) require High Performance Heatsink (P51832-B21).	
	– Operating System support for HBM processors, see HPE Servers Support & Certification Matrices	
No	Intel® Xeon®-Gold 6426Y 2.5GHz 16-core 185W Processor for HPE	P49598-B21
No	Intel® Xeon®-Gold 6442Y 2.6GHz 24-core 225W Processor for HPE	P49599-B21
Yes	Intel® Xeon®-Gold 6448Y 2.1GHz 32-core 225W Processor for HPE	P49600-B21
No	Intel® Xeon®-Gold 6434 3.7GHz 8-core 195W Processor for HPE	P49601-B21
Yes	Intel® Xeon®-Platinum 8462Y+ 2.8GHz 32-core 300W Processor for HPE	P49603-B21
No	Intel® Xeon®-Silver 4416+ 2.0GHz 20-core 165W Processor for HPE	P49611-B21
No	Intel® Xeon®-Gold 5418Y 2.0GHz 24-core 185W Processor for HPE	P49612-B21
No	Intel® Xeon®-Gold 6418H 2.1GHz 24-core 185W Processor for HPE	P49621-B21
Yes	Intel® Xeon®-Gold 6448H 2.4GHz 32-core 250W Processor for HPE	P49622-B21
Yes	Intel® Xeon®-Gold 6438Y+ 2.0GHz 32-core 205W Processor for HPE	P49615-B21
	Notes: Above processors (below 270W) are defaulted to Standard Heatsink (P51833-B21). However, customers may select High Performance Heatsink (P51832-B21) instead.	

Configuration Information

E-Star Certified	5 th Generation Intel® Xeon Emerald Rapids (Platinum, Gold, and Silver)	SKU
	Notes: Emerald Rapids processors support only PC5-5600B / PC5-5200B memory.	
No	Intel® Xeon®-Gold 5515+ 3.2GHz 8-core 165W Processor for HPE	P67079-B21
No	Intel® Xeon®-Gold 6526Y 2.8GHz 16-core 195W Processor for HPE	P67080-B21
Yes	Intel® Xeon®-Gold 6542Y 2.9GHz 24-core 250W Processor for HPE	P67081-B21
Yes	Intel® Xeon®-Gold 6548Y+ 2.5GHz 32-core 250W Processor for HPE	P67082-B21
No	Intel® Xeon®-Gold 6534 3.9GHz 8-core 195W Processor for HPE	P67083-B21
No	Intel® Xeon®-Silver 4509Y 2.6GHz 8-core 125W Processor for HPE	P67090-B21
No	Intel® Xeon®-Silver 4514Y 2.0GHz 16-core 150W Processor for HPE	P67092-B21
No	Intel® Xeon®-Silver 4516Y+ 2.2GHz 24-core 185W Processor for HPE	P67093-B21
No	Intel® Xeon®-Gold 5520+ 2.2GHz 28-core 205W Processor for HPE	P67094-B21
Yes	Intel® Xeon®-Gold 6538Y+ 2.2GHz 32-core 225W Processor for HPE	P67096-B21
	Notes: Above processors (below 270W) are defaulted to Standard Heatsink (P51833-B21). However, customers may select High Performance Heatsink (P51832-B21) instead.	
No	Intel® Xeon®-Gold 6544Y 3.6GHz 16-core 270W Processor for HPE	P67084-B21
Yes	Intel® Xeon®-Platinum 8562Y+ 2.8GHz 32-core 300W Processor for HPE	P67085-B21
Yes	Intel® Xeon®-Platinum 8568Y+ 2.3GHz 48-core 350W Processor for HPE	P67086-B21
Yes	Intel® Xeon®-Platinum 8570 2.1GHz 56-core 350W Processor for HPE	P67087-B21
Yes	Intel® Xeon®-Platinum 8580 2.0GHz 60-core 350W Processor for HPE	P67088-B21
Yes	Intel® Xeon®-Platinum 8592+ 1.9GHz 64-core 350W Processor for HPE	P67089-B21
Yes	Intel® Xeon®-Gold 6530 2.1GHz 32-core 270W Processor for HPE	P67095-B21
Yes	Intel® Xeon®-Platinum 8558 2.1GHz 48-core 330W Processor for HPE	P67097-B21
	Notes: Above processors (270W or greater) require High Performance Heatsink (P51832-B21).	

Configuration Information

Step 3: Choose GPUs

Please select the GPU from the options below.

Notes:

- 0-GPU configurations are not allowed. GPU installation after shipment must be done through HPE Services.
- Double Wide GPU can be selected in multiples of 2 only (i.e. Qty 2 or Qty 4).
- Mixing of different GPU models is not supported.
- System memory capacity is recommended to be 2x GPU memory capacity.

Computation and Graphics Accelerators

NVIDIA L40 48GB PCIe Accelerator for HPE SOK90C

NVIDIA L40S 48GB PCIe Accelerator S2L70C

Intel Data Center GPU Max 1100 48GB Accelerator for HPE S1T66C

Notes:

- Supported in front GPU cages of DL380a Gen11 4 Double Wide CTO Server (P54903-B21) only.
- Must select 2 or 4 pcs. 0-GPU configurations are not allowed.
- GPU display ports are not externally accessible once installed. Chassis front grille is not removeable.
- H100, L40(S), L20 and Max 1100 uses one DL380a Gen11 GPU 16p Power Cable Kit (P59578-B21).
- H100 NVL uses one DL380a Gen11 GPU 16p v3 Power Cable Kit (P80885-B21).

NVIDIA L4 24GB PCIe Accelerator for HPE SOK89C

Notes:

- Supported in the front GPU cages of DL380a Gen11 8 Single Wide CTO Server (P54902-B21) only.
- Must select 8 pcs.
- No additional power cable required.

Intel Xe Link Bridge for HPE S1T67C

Notes: Select 1 pcs for every pair of Intel Max Series 1100 GPUs. (2 pcs if 4 GPUs selected)

HPE ProLiant DL380a Gen11 GPU 16-pin FIO Power Cable Kit P59578-B21

Notes:

- This GPU power cable kit is used to support up to (4) pcs of NVIDIA H100, L40(s), or Max Series 1100 GPU.
- If this kit needs to be ordered outside of a server BOM (e.g. standalone order), use part number P84273-B21 for ordering. GPU cable kit (P84273-B21) will also support up to 4 of the previously mentioned GPUs.

HPE ProLiant DL380a Gen11 GPU 16-pin v3 FIO Cable P80885-B21

Notes:

- This GPU power cable kit is used to support up to (4) pcs of NVIDIA H100 NVL.
- If this kit needs to be ordered outside of a server BOM (e.g. standalone order), use part number P84274-B21 for ordering. GPU cable kit (P84274-B21) will also support up to 4 of the previously mentioned GPU.

Configuration Information

GPU Information

Part Number	Card	TDP	PCIe Speed	Qty. Support	DL380a Gen11 Configuration	
					Intel® XCC	Intel® MCC
S2D86C	NVIDIA H100 NVL 94 GB PCIe Accelerator for HPE	400 W	Gen5	2 or 4	PCIe or OCP cards, QSFP28 or lower (DAC cables only): 25C	PCIe or OCP cards, QSFP28 or lower (DAC cables only): 25C
R9S41C	NVIDIA H100 80 GB PCIe Accelerator for HPE	350 W	Gen5	2 or 4	PCIe or OCP cards, QSFP28 or lower (DAC cables only): 25C	PCIe or OCP cards, QSFP28 or lower (DAC cables only): 25C
S0K90C	NVIDIA L40 48 GB PCIe Accelerator for HPE	300 W	Gen4	2 or 4	PCIe or OCP cards, QSFP28 or lower: 25C	PCIe or OCP cards, QSFP28 or lower: QuickSpecs Compliant
S2L70C	NVIDIA L40S 48 GB PCIe Accelerator for HPE	350 W	Gen4	2 or 4	PCIe or OCP cards, QSFP28 or lower (DAC cables only): 25C	PCIe or OCP cards, QSFP28 or lower (DAC cables only): 25C
S0K89C	NVIDIA L4 24 GB PCIe Accelerator for HPE	72 W	Gen4	8	PCIe or OCP cards, QSFP28 or lower: 25C	PCIe or OCP cards, QSFP28 or lower: QuickSpecs Compliant
S1T66C	Intel® Max Series 1100 GPU for HPE	300 W	Gen5	2 or 4	PCIe or OCP cards, QSFP28 or lower: 25C	PCIe or OCP cards, QSFP28 or lower: QuickSpecs Compliant

Configuration Information

Step 4: Choose Memory Options

Please select two or more memory kits from below.

For new Gen11 memory population rule whitepaper and optimal memory performance guidelines, please go to:

[HPE Memory Population Rules](#)

Notes:

- Note – The -B21 memory SKUs shown in this document are to be used when ordering stand-alone memory only. For each -B21 SKU, there is a corresponding -F21 SKU which is to be used when configuring servers with integrated memory DIMMs.
- Quantity of memory DIMMs selected per socket must be 1, 2, 4, 6, 8, or 12. For DL380a Gen11, select 2, 4, 8, 12, 16, or 24 DIMMs.
- Mixing of 3DS memory and non-3DS memory is not supported.
- Rank mixing is not allowed.
- Do not mix x4 and x8 DIMMs within the same socket.
- 4800 MT/s memory SKUs offer a transfer rate of up to 4800 MT/s at 1 DIMM per channel and up to 4400 MT/s at 2 DIMMs per channel, depending on CPU selection. The maximum memory speed and capacity is a function of the memory type, memory configuration, and processor model.
- If 96GB PC5-4800 memory is selected then Qty 16 of 96GB DIMM must be selected. No other quantities of this memory are supported.
- If 96GB PC5-5600 memory is selected then only Qty 2, 12, 16, 24 allowed for selection. No other quantities of this memory are supported.
- HPE Server Memory compatibility for a specific server platform may vary or be limited within a server platform depending upon the specific configuration being requested. Because each server environment and requirements can vary, memory compatibility is based not only upon the server family but may also be affected by the amount and type of additional hardware options installed within a specific server configuration. For this reason, some HPE memory DIMMs may be qualified for an HPE server model or family and yet occasionally not be supported with some configurations within that server family.

Registered DIMMs (RDIMMs)

HPE 16GB (1x16GB) Single Rank x8 DDR5-4800 CAS-40-39-39 EC8 Registered Smart Memory Kit	P43322-B21
HPE 32GB (1x32GB) Dual Rank x8 DDR5-4800 CAS-40-39-39 EC8 Registered Smart Memory Kit	P43328-B21
HPE 64GB (1x64GB) Dual Rank x4 DDR5-4800 CAS-40-39-39 EC8 Registered Smart Memory Kit	P43331-B21
HPE 96GB (1x96GB) Dual Rank x4 DDR5-4800 CAS-46-45-45 EC8 Registered Smart Memory Kit	P66675-B21
HPE 128GB (1x128GB) Dual Rank x4 DDR5-4800 CAS-40-39-39 EC8 Registered Smart Memory Kit	P69974-B21
HPE 16GB (1x16GB) Single Rank x8 DDR5-5600 CAS-46-45-45 EC8 Registered Smart Memory Kit	P64705-B21
HPE 32GB (1x32GB) Dual Rank x8 DDR5-5600 CAS-46-45-45 EC8 Registered Smart Memory Kit	P64706-B21
HPE 64GB (1x64GB) Dual Rank x4 DDR5-5600 CAS-46-45-45 EC8 Registered Smart Memory Kit	P64707-B21
HPE 96GB (1x96GB) Dual Rank x4 DDR5-5600 CAS-46-45-45 EC8 Registered Smart Memory Kit	P64708-B21
HPE 128GB (1x128GB) Dual Rank x4 DDR5-5600 CAS-46-45-45 EC8 Registered Smart Memory Kit	P69976-B21

Configuration Information

Step 5: Choose Storage Options

Please select one drive cage from below.

DL380a Gen11 supports balanced storage configuration via direct connection or dual controllers, delivering consistent high performance across two processors

Notes:

- DL380a Gen11 CTO Servers do not include drive cages.
- DL380a Gen11 only supports NVMe SSDs – U.3, E3.S
- Mixing of storage controllers is not supported.

Drive Cage

HPE ProLiant DL380a Gen11 8SFF x4 U.3 NVMe BC Drive Cage Kit

P54302-B21

Notes:

- Requires selection of Direct Attach Cable or PCIe Tri Mode (TM) Cable or OROC Tri Mode (TM) Cable
- Supports up to 8 U.3 NVMe drives balanced across two processors.
- Maximum quantity = 1
- Balanced direct NVMe config: Requires selection of Direct Connected Cable Kit (P55704-B21) to support 8 drives balanced across two processors.
- Balanced NVMe with type-p controllers: Requires selection of Type-p Prim TM Cable Kit (P55706-B21) and Type-p Sec TM Cable Kit (P56362-B21) to support 8 drives balanced across two processors via two type-p tri-mode controllers.
- Balanced NVMe with OROC controllers: Requires selection of OROC Prim TM Cable Kit (P55708-B21) and OROC Sec TM Cable Kit (P58715-B21) to support 8 drives balanced across two processors via two OROC tri-mode controllers.
- Unbalanced NVMe with single SR932i-p controller: Requires selection of 2 Type-p Prim TM Cable Kit (P55706-B21).
- Unbalanced NVMe with single MR416i-p controller: Requires selection of 1 Type-p Prim TM Cable Kit (P55706-B21) to support 4 drives.
- Unbalanced NVMe with single OROC (MR416i-o or SR416i-o): Requires selection of OROC Prim TM Cable Kit (P55708-B21) to install on OCP1 to support 4 drives.

HPE ProLiant DL380a Gen11 8EDSFF x4 NVMe Drive Cage Kit

P54304-B21

Notes: If this Drive Cage is selected then Direct Attach Cable must be selected and defaulted.

HPE Tri-Mode Controllers**Notes:**

- All tri-mode controllers require the selection of either the Smart Storage Battery (P01367-B21) or Smart Hybrid Capacitor (P02381-B21), which support multiple devices and are sold separately.
- MegaRAID tools cannot be used to script and configure SmartRAID controllers.
- No tri-mode controllers can be selected with the 8EDSFF drive cage (P54304-B21)
- Mixing storage controllers is not supported.

HPE MR416i-o Gen11 x16 Lanes 8GB Cache OCP SPDM Storage Controller

P47781-B21

Notes:

- Maximum quantity = 2
- 1pc of MR416i-o can support up to 4 NVMe Gen4x4 with unbalanced I/O performance from one processor:

Configuration Information

- Must select 1pc of OROC Prim TM Cable Kit (P55708-B21).
- To achieve balanced I/O performance across two processors and support up to 8 NVMe drives, select 2pcs of MR416i-o:
 - Must select OCP2 Upgrade Cable Kit (P51943-B21).
 - Must select 1 pc of OROC Prim TM Cable Kit (P55708-B21) and 1pc of OROC Sec TM Cable Kit (P58715-B21).
- Both OCP slots will be occupied.

HPE MR416i-p Gen11 x16 Lanes 8GB Cache PCI SPDM Plug-in Storage Controller

P47777-B21

Notes:

- Maximum quantity = 2
- 1pc of MR416i-p can support up to 4 NVMe Gen4x4 with unbalanced I/O performance from one processor:
 - Must select 1pc of Type-p Prim TM Cable Kit (P55706-B21).
- To achieve balanced I/O performance across two processors and support up to 8 NVMe drives, select 2pcs of MR416i-p:
 - Installed on PCIe slot 2 and 5, or slot 3 and 6.
 - When installed on slot 2 and 5, 2pcs of Stacking Riser (P54305-B21) are required.
- Must select 1 pc of Type-p Prim TM Cable Kit (P55706-B21) and 1pc of Type-p Sec TM Cable Kit (P56362-B21).

HPE SR932i-p Gen11 x32 Lanes 8GB Wide Cache PCI SPDM Plug-in Storage Controller

P47184-B21

Notes:

- Maximum quantity = 1
- 1pc of MR416i-p can support up to 8 NVMe Gen4x4 with unbalanced I/O performance from one processor.
 - Must select 2 pcs of Type-p Prim TM Cable Kit (P55706-B21).

HPE Energy Packs

HPE 96W Smart Storage Lithium-ion Battery with 260mm Cable Kit

P01367-B21

HPE Smart Storage Hybrid Capacitor with 260mm Cable Kit

P02381-B21

HPE 16W Smart Hybrid Capacitor with 260mm Cable

P65042-B21

Software RAID Controllers

Intel Virtual RAID on CPU Premium FIO Software for HPE

R7J57A

HPE Boot Controller

HPE NS204i-u Gen11 NVMe Hot Plug Boot Optimized Storage Device

P48183-B21

Notes:

- Two 480GB M.2 NVMe SSDs are included for RAID 1 OS boot.
- Maximum quantity = 1
- Requires either DL380a Gen11 NS204i-u Rear Enable Kit (P55710-B21) or HPE DL380a G11 NS204i-u Int Enable Kit (P58716-B21).
- Can be configured to be rear accessible by selecting P55710-B21 for better serviceability.
- Can be configured to be internal accessible by selecting P58716-B21 for better security.
- Does not occupy PCIe slots.

HPE DL380a Gen11 Storage Cables

HPE ProLiant DL380a Gen11 Direct Connected NVMe Cable Kit

P55704-B21

Notes:

- Qty 1 is used to support 8 NVMe drives directly from the system board to drive backplanes.
- Supports 8SFF U.3 (P54302-B21), and 8EDSFF (P54304-B21) drive cage kits.

Configuration Information

- When this cable kit is selected, Stacking Riser Kit (P54305-B21) cannot be selected, and PCIe slot 2 and 5 will not be available.

HPE ProLiant DL380a Gen11 Type-p Controller Primary Tri-Mode Cable Kit P55706-B21

Notes: Qty 1 is used to connect 8SFF U.3 to tri-mode controller on Primary Riser to support 4 x4 NVMe SSDs.

HPE ProLiant DL380a Gen11 Type-p Controller Secondary Tri-Mode Cable Kit P56362-B21

Notes: Qty 1 is used to connect 8SFF U.3 to tri-mode controller on Secondary Riser to support 4 x4 NVMe SSDs.

HPE ProLiant DL380a Gen11 OROC Primary Tri-Mode Cable Kit P55708-B21

Notes: Qty 1 is used to connect 8SFF U.3 to tri-mode controller on OCP1 to support 4 x4 NVMe SSDs.

HPE ProLiant DL380a Gen11 OROC Secondary Tri-Mode **Cable** Kit P58715-B21

Notes: Qty 1 is used to connect 8SFF U.3 to tri-mode controller on OCP2 to support 4 x4 NVMe SSDs.

Step 6: Choose Power Supplies

Notes:

- DL380a Gen11 4DW CTO Server requires 4 power supplies to be selected.
- DL380a Gen11 8SW CTO Server requires 2 power supplies (identical) to be selected.
- Select 2 identical power supplies for power domain 1 (PSU 1 & 2).
- Select 2 identical power supplies for power domain 2 (PSU 3 & 4).
- Mixing of 2 different power supplies in the same power domain is not supported.
- Prior to making a power supply selection it is highly recommended that the HPE Power Advisor is run to determine the right size power supply for your server configuration. The HPE Power Advisor is located at: <https://poweradvisorex.it.hpe.com/>.

HPE Flex Slot Power Supplies

HPE 1600W Flex Slot Platinum Hot Plug Low Halogen Power Supply Kit P38997-B21

HPE 1800W-2200W Flex Slot Titanium Hot Plug Power Supply Kit P44712-B21

Additional Options

Step 7: Choose additional options for Factory Integration from Core and Additional Options sections below

Some options may not be integrated at the factory. To ensure only valid configurations are ordered, Hewlett Packard Enterprise recommends the use of an HPE approved configurator. Contact your local sales representative for additional information.

Software as a Service Management

HPE Compute Ops Management

Base SKU

HPE Compute Ops Management Standard 3-year Upfront ProLiant SaaS R7A11AAE

Upgrade SKUS

HPE Compute Ops Management Standard 1-year Upfront ProLiant SaaS R7A10AAE

HPE Compute Ops Management Standard 5-year Upfront ProLiant SaaS R7A12AAE

HPE Compute Ops Management Advanced 1-year Upfront ProLiant SaaS S5E58AAE

HPE Compute Ops Management Advanced 3-year Upfront ProLiant SaaS S5E59AAE

HPE Compute Ops Management Advanced 5-year Upfront ProLiant SaaS S5E60AAE

HPE Compute Ops Management Advanced 7-year Upfront ProLiant SaaS S5E61AAE

HPE Compute Ops Management Advanced Flex with ProLiant Enablement S6C28AAE

HPE OneView

HPE OneView including 3yr 24x7 Support Flexible Quantity E-LTU E5Y35AAE

HPE OneView w/o iLO including 3yr 24x7 Support Flexible Quantity E-LTU P8B26AAE

For more information, visit the HPE Compute Ops Management QuickSpecs:

<https://www.hpe.com/psnow/doc/a50004263enw>

Supported Servers – CTO only. No OEM. – Complete list can be found here: Latest Supported Server List:

<https://www.hpe.com/info/com-supported-servers>

HPE Cooling Options

HPE Alletra Storage Server 4120 Standard Heat Sink Kit P51833-B21

HPE Alletra Storage Server 4120 High Performance Heat Sink Kit P51832-B21

Notes: High performance heat sink required for processors with TDP equal to or greater than 270W.

HPE I/O Expansion Options

Notes: The Primary Riser with PCIe slot 3 and the Secondary Riser with PCIe slot 6 are included in the server by default.

HPE ProLiant DL380a Gen11 Stacking Riser Kit P54305-B21

Notes:

- Qty 1 is used to enable either PCIe slot 2 or PCIe slot 5.
 - Maximum quantity = 2
-

Additional Options

OCP 3.0 Enablement

HPE Alletra Storage Server 4120 OCP1 Upgrade Cable Kit P51942-B21

Notes: Qty 1 is used to upgrade OCP1 from PCIe 5.0 x8 to x16.

HPE Alletra Storage Server 4120 OCP2 Upgrade Cable Kit P51943-B21

Notes: Qty 1 is used to enable OCP2 PCIe 5.0 x16.

HPE Optical Drives

HPE Mobile USB DVD-RW Optical Drive 701498-B21

HPE Solid State Drives

For SSD selection guidance, please visit <https://ssd.hpe.com/>

Mixed Use- NVMe – EDSFF – Solid State Drives

HPE 6.4TB NVMe Gen5 High Performance Mixed Use E3S EC1 Self-encrypting FIPS 140-3 CM7 SSD P70672-B21

HPE 1.6TB NVMe Gen5 Mainstream Performance Mixed Use E3S EC1 CD8P SSD P69241-B21

HPE 3.2TB NVMe Gen5 Mainstream Performance Mixed Use E3S EC1 CD8P SSD P69243-B21

HPE 6.4TB NVMe Gen5 Mainstream Performance Mixed Use E3S EC1 CD8P SSD P69245-B21

HPE 3.2TB NVMe Gen5 High Performance Mixed Use E3S EC1 PS1030 SSD P70399-B21

HPE 6.4TB NVMe Gen5 High Performance Mixed Use E3S EC1 PS1030 SSD P70401-B21

HPE 12.8TB NVMe Gen5 High Performance Mixed Use E3S EC1 PS1030 SSD P70403-B21

HPE 1.6TB NVMe Gen5 Mainstream Performance Mixed Use E3S EC1 EDSFF SPDM PE1030 SSD P77262-B21

HPE 3.2TB NVMe Gen5 Mainstream Performance Mixed Use E3S EC1 EDSFF SPDM PE1030 SSD P77265-B21

HPE 6.4TB NVMe Gen5 Mainstream Performance Mixed Use E3S EC1 EDSFF SPDM PE1030 SSD P77267-B21

HPE 3.2TB NVMe Gen5 High Performance Mixed Use E3.S EC1 PM1755 SSD P78784-B21

HPE 6.4TB NVMe Gen5 High Performance Mixed Use E3.S EC1 PM1755 SSD P78787-B21

Very Read Optimized- NVMe – EDSFF – Solid State Drives

HPE 3.84TB NVMe Gen4 Mainstream Performance Very Read Optimized E3S EC1 EDSFF P5430 SSD P63930-B21

HPE 7.68TB NVMe Gen4 Mainstream Performance Very Read Optimized E3S EC1 EDSFF P5430 SSD P63934-B21

HPE 15.36TB NVMe Gen4 Mainstream Performance Very Read Optimized E3S EC1 EDSFF P5430 SSD P63938-B21

HPE 30.72TB NVMe Gen5 Mainstream Performance Very Read Optimized EC1 EDSFF Self-encrypting 6550 SSD P79620-B21

HPE 61.44TB NVMe Gen5 Mainstream Performance Very Read Optimized EC1 EDSFF Self-encrypting 6550 SSD P79623-B21

Read Intensive – NVMe – EDSFF – Solid State Drives

HPE 3.84TB NVMe Gen5 High Performance Read Intensive E3S EC1 EDSFF SPDM PM1743 SSD P57799-B21

HPE 15.36TB NVMe Gen5 High Performance Read Intensive E3S EC1 EDSFF SPDM PM1743 SSD P57807-B21

HPE 3.84TB NVMe Gen5 High Performance Read Intensive E3S EC1 EDSFF SPDM CM7 SSD P61179-B21

HPE 7.68TB NVMe Gen5 High Performance Read Intensive E3S EC1 EDSFF SPDM CM7 SSD P61183-B21

HPE 15.36TB NVMe Gen5 High Performance Read Intensive E3S EC1 EDSFF SPDM CM7 SSD P61187-B21

HPE 3.2TB NVMe Gen5 High Performance Mixed Use E3S EC1 EDSFF SPDM CM7 SSD P61191-B21

HPE 7.68TB NVMe Gen5 High Performance Read Intensive E3S EC1 Self-encrypting FIPS 140-3 CM7 SSD P70674-B21

HPE 15.36TB NVMe Gen5 High Performance Read Intensive E3S EC1 Self-encrypting FIPS 140-3 CM7 SSD P79122-B21

HPE 1.92TB NVMe Gen5 Mainstream Performance Read Intensive E3S EC1 CD8P SSD P69234-B21

HPE 15.36TB NVMe Gen5 Mainstream Performance Read Intensive E3S EC1 CD8P SSD P69546-B21

HPE 3.84TB NVMe Gen5 High Performance Read Intensive E3S EC1 PS1010 SSD P70392-B21

Additional Options

HPE 7.68TB NVMe Gen5 High Performance Read Intensive E3S EC1 PS1010 SSD	P70395-B21
HPE 15.36TB NVMe Gen5 High Performance Read Intensive E3S EC1 PS1010 SSD	P70397-B21
HPE 1.92TB NVMe Gen5 Mainstream Performance Read Intensive E3S EC1 EDSFF SPDM PE1010 SSD	P77269-B21
HPE 3.84TB NVMe Gen5 Mainstream Performance Read Intensive E3S EC1 EDSFF SPDM PE1010 SSD	P77271-B21
HPE 15.36TB NVMe Gen5 Mainstream Performance Read Intensive E3S EC1 EDSFF SPDM PE1010 SSD	P77275-B21

Notes: EDSFF drives can be selected with EDSFF Drive Cage only.

Read Intensive - NVMe - SFF - Solid State Drives

HPE 3.84TB NVMe Gen4 High Performance Read Intensive SFF BC U.3 CM7 SSD	P63833-B21
HPE 7.68TB NVMe Gen4 High Performance Read Intensive SFF BC U.3 CM7 SSD	P63837-B21
HPE 15.36TB NVMe Gen4 High Performance Read Intensive SFF BC U.3 CM7 SSD	P63841-B21
HPE 1.92TB NVMe Gen4 High Performance Read Intensive SFF BC U.3 PM1733a SSD	P50216-B21
HPE 7.68TB NVMe Gen4 High Performance Read Intensive SFF BC U.3 PM1733a SSD	P50222-B21
HPE 15.36TB NVMe Gen4 High Performance Read Intensive SFF BC U.3 PM1733a SSD	P50224-B21
HPE 3.84TB NVMe Gen4 Mainstream Performance Read Intensive SFF BC U.3 Static V2 Multi Vendor SSD	P64846-B21
HPE 7.68TB NVMe Gen4 Mainstream Performance Read Intensive SFF BC U.3 Static V2 Multi Vendor SSD	P64848-B21
HPE 3.84TB NVMe Gen4 Mainstream Performance Read Intensive SFF BC U.3 SPDM 7500 SSD	P84244-B21
HPE 7.68TB NVMe Gen4 Mainstream Performance Read Intensive SFF BC U.3 SPDM 7500 SSD	P84242-B21
HPE 15.36TB NVMe Gen4 Mainstream Performance Read Intensive SFF BC U.3 SPDM 7500b SSD	P84239-B21
HPE 1.92TB NVMe Gen4 High Performance Read Intensive SFF BC U.3 Self-encrypting FIPS 140-3 CM7 SSD	P61019-B21
HPE 3.84TB NVMe Gen4 High Performance Read Intensive SFF BC U.3 Self-encrypting FIPS 140-3 CM7 SSD	P61027-B21
HPE 7.68TB NVMe Gen4 High Performance Read Intensive SFF BC U.3 Self-encrypting FIPS 140-3 CM7 SSD	P61035-B21
HPE 3.84TB NVMe Gen4 High Performance Read Intensive SFF BC U.3 Static PM1753 SSD	P78806-B21
HPE 7.68TB NVMe Gen4 High Performance Read Intensive SFF BC U.3 Static PM1753 SSD	P78808-B21
HPE 15.36TB NVMe Gen4 High Performance Read Intensive SFF BC U.3 Static PM1753 SSD	P78810-B21

Mixed Use - NVMe - SFF - Solid State Drives

HPE 1.6TB NVMe Gen4 High Performance Mixed Use SFF BC U.3 CM7 SSD	P63845-B21
HPE 3.2TB NVMe Gen4 High Performance Mixed Use SFF BC U.3 CM7 SSD	P63849-B21
HPE 6.4TB NVMe Gen4 High Performance Mixed Use SFF BC U.3 CM7 SSD	P63853-B21
HPE 1.6TB NVMe Gen4 High Performance Mixed Use SFF BC U.3 PM1735a SSD	P50227-B21
HPE 6.4TB NVMe Gen4 Mainstream Performance Mixed Use SFF BC U.3 Static V2 Multi Vendor SSD	P65023-B21
HPE 1.6TB NVMe Gen4 High Performance Mixed Use SFF BC U.3 Self-encrypting FIPS 140-3 CM7 SSD	P61043-B21
HPE 3.2TB NVMe Gen4 High Performance Mixed Use SFF BC U.3 Self-encrypting FIPS 140-3 CM7 SSD	P61051-B21
HPE 6.4TB NVMe Gen4 High Performance Mixed Use SFF BC U.3 Self-encrypting FIPS 140-3 CM7 SSD	P61059-B21
HPE 3.2TB NVMe Gen4 High Performance Mixed Use SFF BC U.3 Static PM1755 SSD	P78801-B21
HPE 6.4TB NVMe Gen4 High Performance Mixed Use SFF BC U.3 Static PM1755 SSD	P78804-B21

Hard Drive Blank Kits

HPE Small Form Factor Hard Drive Blank Kit	666987-B21
--	------------

HPE Networking

The DL380a Gen11 CTO server does not come with embedded networking, hence the requirement to configure with either a PCIe or OCP networking adapter.

1 Gigabit Ethernet adapters

Broadcom BCM5719 Ethernet 1Gb 4-port BASE-T Adapter for HPE	P51178-B21
---	------------

Additional Options

Intel® I350-T4 Ethernet 1Gb 4-port BASE-T Adapter for HPE	P21106-B21
10 Gigabit Ethernet adapters	
Broadcom BCM57416 Ethernet 10Gb 2-port BASE-T Adapter for HPE	P26253-B21
Broadcom BCM57412 Ethernet 10Gb 2-port SFP+ Adapter for HPE	P26259-B21
25 Gigabit Ethernet adapters	
Broadcom BCM57504 Ethernet 10/25Gb 4-port SFP28 Adapter for HPE	P26264-B21
Broadcom BCM57414 Ethernet 10/25Gb 2-port SFP28 Adapter for HPE	P26262-B21
Intel® E810-XXVDA2 Ethernet 10/25Gb 2-port SFP28 Adapter for HPE	P08443-B21
Intel® E810-XXVDA4 Ethernet 10/25Gb 4-port SFP28 Adapter for HPE	P08458-B21
Mellanox MCX631102AS-ADAT Ethernet 10/25Gb 2-port SFP28 Adapter for HPE	P42044-B21
100 Gigabit Ethernet Adapters	
Mellanox MCX623106AS-CDAT Ethernet 100Gb 2-port QSFP56 Adapter for HPE	P25960-B21
Intel® E810-CQDA2 Ethernet 100Gb 2-port QSFP28 Adapter for HPE	P21112-B21
Broadcom BCM57608 Ethernet 100Gb 2-port QSFP112 OCP3 Adapter for HPE	P73114-B21
Broadcom BCM57608 Ethernet 100Gb 2-port QSFP112 Adapter for HPE	P73111-B21
OCP 3.0 Adapters	
Broadcom BCM5719 Ethernet 1Gb 4-port BASE-T OCP3 Adapter for HPE	P51181-B21
Intel® I350-T4 Ethernet 1Gb 4-port BASE-T OCP3 Adapter for HPE	P08449-B21
Broadcom BCM57416 Ethernet 10Gb 2-port BASE-T OCP3 Adapter for HPE	P10097-B21
Broadcom BCM57412 Ethernet 10Gb 2-port SFP+ OCP3 Adapter for HPE	P26256-B21
Broadcom BCM57504 Ethernet 10/25Gb 4-port SFP28 OCP3 Adapter for HPE	P26269-B21
Broadcom BCM57414 Ethernet 10/25Gb 2-port SFP28 OCP3 Adapter for HPE	P10115-B21
Intel® E810-XXVDA2 Ethernet 10/25Gb 2-port SFP28 OCP3 Adapter for HPE	P10106-B21
Mellanox MCX631432AS-ADAI Ethernet 10/25Gb 2-port SFP28 OCP3 Adapter for HPE	P42041-B21
Intel® E810-CQDA2 Ethernet 100Gb 2-port QSFP28 OCP3 Adapter for HPE	P22767-B21

HPE InfiniBand

HPE InfiniBand NDR200/Ethernet 200Gb 1-port OSFP PCIe5 x16 MCX75310AAS-HEAT Adapter	P45642-H23
---	------------

HPE Omni-Path

HPE 100Gb 1-port OP101 QSFP28 x16 PCIe Gen3 with Intel® Omni-Path Architecture Adapter	829335-B21
--	------------

Notes: Following Message to be displayed as warning message in OCA and CLIC: "Ambient Temp to be 25deg C. Please refer to QuickSpecs for more details on Ambient Temperature requirements."

Some options may not be integrated at the factory. To ensure only valid configurations are ordered, Hewlett Packard Enterprise recommends the use of an HPE approved configurator. Contact your local sales representative for additional information.

HPE Storage Options**Emulex Fibre Channel HBAs**

HPE SN1610E 32Gb 1-port Fibre Channel Host Bus Adapter	R2J62A
HPE SN1610E 32Gb 2-port Fibre Channel Host Bus Adapter	R2J63A
HPE SN1700E 64Gb 1-port Fibre Channel Host Bus Adapter	R7N77A

Additional Options

HPE SN1700E 64Gb 2-port Fibre Channel Host Bus Adapter R7N78A

QLogic Fibre Channel HBAs

HPE SN1610Q 32Gb 1-port Fibre Channel Host Bus Adapter R2E08A

HPE SN1610Q 32Gb 2-port Fibre Channel Host Bus Adapter R2E09A

HPE SN1700Q 64Gb 1-port Fibre Channel Host Bus Adapter R7N86A

HPE SN1700Q 64Gb 2-port Fibre Channel Host Bus Adapter R7N87A

Embedded Management**HPE iLO Common Password FIO Setting**

HPE iLO Common Password FIO Setting P08040-B21

Notes:

- Replaces iLO default randomized password by an HPE defined common password. HPE highly recommends changing this password immediately after the initial onboarding process.
- Customers who want to choose their own custom iLO default password should use the HPE Factory Express Integration Services

HPE iLO Advanced

HPE iLO Advanced Electronic License with 1yr Support on iLO Licensed Features E6U59ABE

HPE iLO Advanced 1-server License with 1yr Support on iLO Licensed Features 512485-B21

HPE iLO Advanced AKA Tracking License with 1yr Support on iLO Licensed Features 512487-B21

HPE iLO Advanced Electronic License with 3yr Support on iLO Licensed Features E6U64ABE

HPE iLO Advanced 1-server License with 3yr Support on iLO Licensed Features BD505A

HPE iLO Advanced AKA Tracking License with 3yr Support on iLO Licensed Features BD507A

HPE Converged Infrastructure Management Software**HPE OneView Advanced (with HPE iLO Advanced)**

HPE OneView for ProLiant DL Server including 3yr 24x7 Support FIO Bundle Physical 1-server LTU E5Y43A

HPE OneView for ProLiant DL Server including 3yr 24x7 Support Bundle Track 1-server LTU E5Y44A

HPE OneView including 3yr 24x7 Support Flexible Quantity E-LTU E5Y35AAE

HPE OneView Advanced (without HPE iLO Advanced)

HPE OneView w/o iLO including 3yr 24x7 Support 1-server FIO LTU P8B31A

HPE OneView w/o iLO including 3yr 24x7 Support Track 1-server LTU P8B25A

HPE OneView w/o iLO including 3yr 24x7 Support Flexible Quantity E-LTU P8B26AAE

Notes: Licenses ship without media. The HPE OneView Media Kit can be ordered separately or can be [downloaded](#).

Additional Options

HPE Security

HPE Gen11 2U Bezel Kit

P50400-B21

HPE Bezel Lock Kit

875519-B21

Notes: Requires the bezel kit

HPE ProLiant DL385 Gen11 Intrusion Cable Kit

P55713-B21

Notes: This provides a physical connection from the chassis board and hood and detects any physical intrusion into the chassis, providing security during the entire supply chain process of shipping, receiving, distribution, and operation.

HPE Cable Options

HPE ProLiant DL3X5 Serial Port Enablement Kit

P50887-B21

HPE Racks

- Refer to the HPE Advanced Series Racks QuickSpecs for information on additional racks options and rack specifications. [HPE G2 Advanced Series Racks](#)
- Refer to the HPE Enterprise Series Racks QuickSpecs for information on additional racks options and rack specifications. [HPE G2 Enterprise Series Racks](#)

HPE Power Distribution Units (PDUs)

- Refer to the [HPE Basic Power Distribution Units \(PDU\) QuickSpecs](#) for information on these products and their specifications.
- Refer to the [HPE Metered Power Distribution Units \(PDU\) QuickSpecs](#) for information on these products and their specifications. Refer to the [HPE Intelligent Power Distribution Unit \(PDU\) QuickSpecs](#) for information on these products and their specifications.

HPE Uninterruptible Power Systems (UPS)

- To learn more, please visit the [HPE Uninterruptible Power Systems \(UPS\)](#) web page.
 - Refer to the [HPE Direct Flow Three Phase Uninterruptible Power System QuickSpecs](#) for information on these products and their specifications.
 - Refer to the [HPE Line Interactive Single-Phase UPS QuickSpecs](#) for information on these products and their specifications.
-

Additional Options

HPE Rack Options

Refer to the [HPE KVM Switches web page](#) for information on these products and their specifications.

HPE Rail Kits

Ball bearing rail kits contain telescoping rails which allow for in-rack serviceability.

To assist in the installation of the server into the rack an optional installation tool is available by contacting your local services representative.

Notes:

- Hewlett Packard Enterprise recommends that a minimum of two people are required for all Rack Server installations. Please refer to your installation instructions for proper tools and number of people to use for any installation.
- HPE rail kits are designed to work with HPE racks in compliance with industry standard EIA-310-E. In the event a customer elects to purchase a third-party rack for use with an HPE rail kit, any such use is at customer's own risk. HPE makes no express or implied warranties with respect to such third-party racks and specifically disclaims any implied warranties of merchantability and fitness for a particular purpose. Furthermore, HPE has no obligation and assumes no liability for the materials, design, specifications, installation, safety, and compatibility of any such third-party racks with any rail kits, including HPE rail kits.

HPE Ball Bearing Rail 8 Kit

P52345-B21

Notes: This rail kit does not include the cable management arm (P28726-B21).

HPE Apollo 4200 Gen10 Plus Cable Management Arm

P28726-B21

HPE Support Services

Installation & Start-up Services

HPE ProLiant DL/ML Install Service

U4554E

HPE ProLiant DL/ML Startup Service

U4555E

Tech Care

HPE 3 Year Tech Care Essential DL380a Gen11 HW Service

H38YKE

HPE 3 Year Tech Care Essential wDMR DL380a Gen11 HW Service

H38YLE

HPE 5 Year Tech Care Essential DL380a Gen11 HW Service

H38ZQE

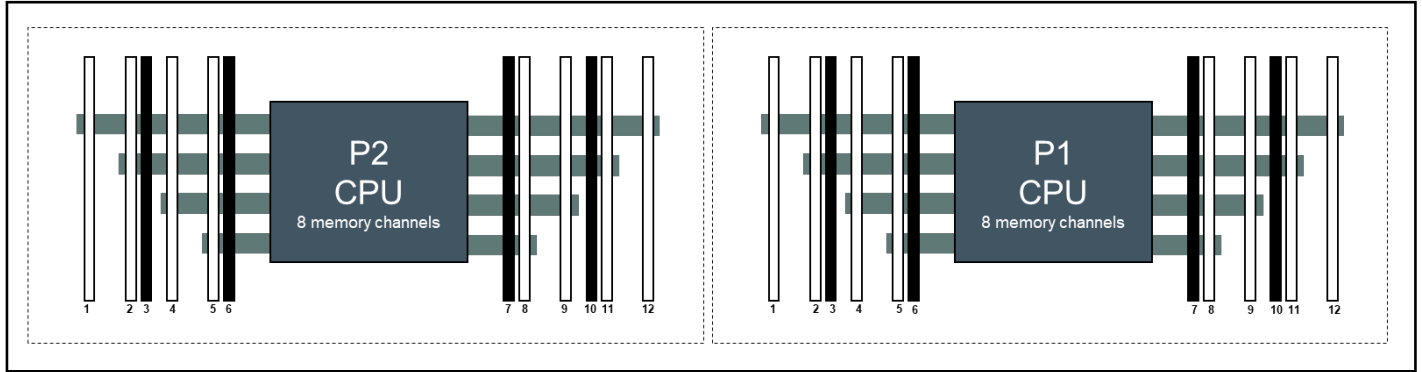
HPE 5 Year Tech Care Essential wDMR DL380a Gen11 HW Service

H38ZRE

Notes: For a full listing of support services available for this server, please visit <http://www.hpe.com/services>.

Memory

Memory Population guidelines



Front of Server
HPE ProLiant DL380a Gen11

HPE ProLiant DL380a Gen11 per CPU DIMM population order

DIMM population order												
DIMM slot	1	2	3	4	5	6	7	8	9	10	11	12
1 DIMM								8				
2 DIMMs ²		2						8				
4 DIMMs ²		2			5			8			11	
6 DIMMs		2		4	5			8			11	12
8 DIMMs ^{1,2}	1	2		4	5			8	9		11	12
12 DIMMs	1	2	3	4	5	6	7	8	9	10	11	12

Notes:

- Cells without entries represent configurations not supported, and if populated, the server may result in non-optimal memory performance or other unexpected behavior.
- ¹ Support SGX (Software Guard Extensions).
- ² Support Hemi (hemisphere mode).

Memory

General Memory Population Rules and Guidelines:

- Install DIMMs only if the corresponding processor is installed.
 - If only one processor is installed in a two-processor system, only half of the DIMM slots are available.
 - To maximize performance, it is recommended to balance the total memory capacity between all installed processors.
 - When two processors are installed, balance the DIMMs across the two processors.
 - White DIMM slots denote the first slot to be populated in a channel.
 - Mixing of RDIMM types is not supported.
 - The maximum memory speed is a function of the memory type, memory configuration, and processor model.
 - The maximum memory capacity is a function of the number of DIMM slots on the platform, the largest DIMM capacity qualified on the platform, and the number and model of installed processors qualified on the platform.
 - For details on the HPE Server Memory Options Population Rules, visit:
<http://www.hpe.com/docs/server-memory>
 - To realize the performance memory capabilities listed in this document, HPE DDR5 Smart Memory is required.
 - For additional information, Refer to the [HPE DDR5 Smart Memory QuickSpecs](#).
-

Memory

Registered DIMM (RDIMM)				
HPE SKU P/N	P43322-B21	P43328-B21	P43331-B21	P66675-B21
SKU Description	HPE 16GB (1x16GB) Single Rank x8 DDR5-4800 CAS-40-39-39 EC8 Registered Smart Memory Kit	HPE 32GB (1x32GB) Dual Rank x8 DDR5-4800 CAS-40-39-39 EC8 Registered Smart Memory Kit	HPE 64GB (1x64GB) Dual Rank x4 DDR5-4800 CAS-40-39-39 EC8 Registered Smart Memory Kit	HPE 96GB (1x96GB) Dual Rank x4 DDR5-4800 CAS-46-45-45 EC8 Registered Smart Memory Kit
DIMM Capacity	16 GB	32 GB	64 GB	96 GB
DIMM Rank	Single Rank (1R)	Dual Rank (2R)	Dual Rank (2R)	Dual Rank (2R)
Voltage	1.1V	1.1V	1.1V	1.1V
DRAM Depth [bit]	2G	2G	4G	6G
DRAM Width [bit]	x8	x8	x4	X4
DRAM Density	16 Gb	16 Gb	16 Gb	24 Gb
CAS Latency	40-39-39	40-39-39	40-39-39	46-45-45
DIMM Native Speed	4800 MT/s	4800 MT/s	4800 MT/s	4800 MT/s
HPE SKU P/N	P69974-B21	P69976-B21		
SKU Description	HPE 128 GB 2Rx4 PC5-4800B-R Smart Kit	HPE 128 GB 2Rx4 PC5-5600B-R Smart Kit		
DIMM Capacity	128 GB	128 GB		
DIMM Rank	Dual Rank (2R)	Dual Rank (2R)		
Voltage	1.1V	1.1V		
DRAM Depth [bit]				
DRAM Width [bit]	x4	x4		
DRAM Density	16 Gb	16 Gb		
CAS Latency	46-45-45	46-45-45		
DIMM Native Speed	4800 MT/s	5600 MT/s		

Memory

HPE SKU P/N	P64705-B21	P64706-B21	P64707-B21	P64708-B21
SKU Description	HPE 16GB (1x16GB) Single Rank x8 DDR5-5600 CAS-46-45-45 EC8 Registered Smart Memory Kit	HPE 32GB (1x32GB) Dual Rank x8 DDR5-5600 CAS-46-45-45 EC8 Registered Smart Memory Kit	HPE 64GB (1x64GB) Dual Rank x4 DDR5-5600 CAS-46-45-45 EC8 Registered Smart Memory Kit	HPE 96GB (1x96GB) Dual Rank x4 DDR5-5600 CAS-46-45-45 EC8 Registered Smart Memory Kit
DIMM Capacity	16 GB	32 GB	64 GB	96 GB
DIMM Rank	Single Rank (1R)	Dual Rank (2R)	Dual Rank (2R)	Dual Rank (2R)
Voltage	1.1V	1.1V	1.1V	1.1V
DRAM Depth [bit]	2G	2G	4G	6G
DRAM Width [bit]	x8	x8	x4	X4
DRAM Density	16 Gb	16 Gb	16 Gb	24 Gb
CAS Latency	46-45-45	46-45-45	46-45-45	46-45-45
DIMM Native Speed	5600 MT/s	5600 MT/s	5600 MT/s	5600 MT/s

Notes: The maximum memory speed is a function of the memory type, memory configuration, and processor model.

For details on the HPE Server Memory speed, visit: <http://www.hpe.com/docs/server-memory>

DDR5 memory options part number decoder

Notes:

- Capacity references are rounded to the common gigabyte (GB) values.
 - 16GB = 16,384 MB
 - 32GB = 32,768 MB
 - 64GB = 65,536 MB
 - 96GB = 98,304 MB
 - 128GB = 131072 MB

Memory Speed Table for HPE ProLiantDL380a Gen11

For details on the HPE Server Memory speed, please visit: <http://www.hpe.com/docs/server-memory>

Technical Specifications

System Unit

Dimensions (Height x Width x Depth)

- **Server**
8.75 x 44.8 x 81.6 cm
3.44 x 17.64 x 32.13 in
- **Package**
27.3 x 60 x 106 cm
10.75 x 23.6 x 41.73 in

Weight (approximate)

- **Server**
35.96 kg (79.11 lb.)¹
- **With Package:**
48.33 kg (106.33 lb.)²

Notes:

- ¹ 4 Double Wide chassis with 1x drive cage, 4x double-wide GPUs, 2x processors and heatsinks, 24x DIMMs, 8x SSDs, 4x power supplies, 1x NS204i-u, 2x Stacking Risers, 4x PCIe cards, 2x OCP cards, 1x storage battery.
- ² Server plus rail kit, CMA, power cords.

Input Requirements (per power supply)

Rated Line Voltage

- For 1600W (Platinum) Power Supply: 200-240 VAC
- For 1800W-2200W (Titanium) Power Supply: 200-240 VAC

BTU Rating

Maximum

- For 1600W Power Supply: 5918 BTU/hr. (at 200 VAC), 5888 BTU/hr. (at 220 VAC), 5884 BTU/hr. (at 240 VAC)
- For 1800W-2200W Power Supply: 6497 BTU/hr. (at 200 VAC), 7230 BTU/hr. (at 220 VAC), 7962 BTU/hr. (at 240 VAC)

Relative Humidity (non-condensing)

- **Operating**
8% to 90% - Relative humidity (Rh), 28°C maximum wet bulb temperature, non-condensing.
 - **Non-operating**
5 to 95% relative humidity (Rh), 38.7°C (101.7°F) maximum wet bulb temperature, non-condensing.
-

Technical Specifications

Power Supply Output (per power supply)

Rated Steady-State Power

- For 1600W (Platinum) Power Supply: 1600W (at 240 VAC), 1600W (at 240 VDC) for China only
- For 1800W-2200W (Titanium) Power Supply: 1800W-2200W (at 200-240 VAC), 2200W (at 240 VDC) for China only

Maximum Peak Power

- For 1600W (Platinum) Power Supply: 1600W (at 240 VAC), 1600W (at 240 VDC) for China only
- For 1800W-2200W (Titanium) Power Supply: 1800W-2200W (at 200-240 VAC), 2200W (at 240 VDC) for China only

System Inlet Temperature

– Standard Operating Temperature

10° to 35°C (50° to 95°F) at sea level with an altitude derating of 1.0°C per every 305 m (1.8°F per every 1000 ft.) above sea level to a maximum of 3050 m (10,000 ft.), no direct sustained sunlight. Maximum rate of change is 20°C/hr. (36°F/hr.). The upper limit and rate of change may be limited by the type and number of options installed.

System performance during standard operating support may be reduced if operating with a fan fault or above 30°C (86°F).

– Extended Ambient Operating Temperature

For approved hardware configurations, the supported system inlet range is extended to be: 5° to 10°C (41° to 50°F) and 35° to 40°C (95° to 104°F) at sea level with an altitude derating of 1.0°C per every 175 m (1.8°F per every 574 ft.) above 900 m (2953 ft.) to a maximum of 3050 m (10,000 ft.). The approved hardware configurations for this system are listed at the URL: <https://www.hpe.com/support/ASHRAEGen11>

For approved hardware configurations, the supported system inlet range is extended to be: 40° to 45°C (104° to 113°F) at sea level with an altitude derating of 1.0°C per every 125 m (1.8°F per every 410 ft.) above 900 m (2953 ft.) to a maximum of 3050 m (10,000 ft.). The approved hardware configurations for this system are listed at the URL:

<https://www.hpe.com/support/ASHRAEGen11>

System performance may be reduced if operating in the extended ambient operating range or with a fan fault.

– Non-operating

-30° to 60°C (-22° to 140°F). Maximum rate of change is 20°C/hr. (36°F/hr.).

Technical Specifications

Altitude

- **Operating**
3050 m (10,000 ft.). This value may be limited by the type and number of options installed. Maximum allowable altitude change rate is 457 m/min (1500 ft./min).
- **Non-operating**
9144 m (30,000 ft.). Maximum allowable altitude change rate is 457 m/min (1500 ft./min).

Acoustic Noise

Listed are the declared mean A-Weighted sound power levels (LWA,m), declared average bystander position A-Weighted sound pressure levels (LpAm) and the statistical adder for verification, Kv, is a quantity to be added to the declared mean A-weighted sound power level, LWA,m when the product is operating in a 23°C ambient environment. Noise emissions were measured in accordance with ISO 7779 (ECMA 74) and declared in accordance with ISO 9296 (ECMA 109). The listed sound levels apply to standard shipping configurations. Additional options may result in increased sound levels. Please have your HPE representative provide information from the HPE EMESC website for further technical details regarding the configurations listed below.

Idle	
LWA,m	6.3 B Entry 6.3 B Base 6.2 B Perf
LpAm	49 dBA Entry 48 dBA Base 48 dBA Perf
Kv	0.4 B Entry 0.4 B Base 0.4 B Perf
Operating	
LWA,m	6.9 B Entry 7.2 B Base 6.9 B Perf
LpAm	52 dBA Entry 58 dBA Base 53 dBA Perf
Kv	0.4 B Entry 0.4 B Base 0.4 B Perf

Notes:

- Acoustics levels presented here are generated by the test configuration only. Acoustics levels will vary depending on system configuration. Values are subject to change without notification and are for reference only.
- Product conformance to cited product specifications is based on sample (type) testing, evaluation, or assessment. This product or family of products is eligible to bear the appropriate compliance logos and statements.

Technical Specifications

- The Listed sound levels apply to standard shipping configurations. Additional options may result in increased sound levels.
- The declared mean A-weighted sound power level, LWA,m, is computed as the arithmetic average of the measured.
- A-weighted sound power levels for a randomly selected sample, rounded to the nearest 0.1 B.
- The declared mean A-weighted emission sound pressure level, LpA,m, is computed as the arithmetic average of the measured A-weighted emission sound pressure levels at the bystander positions for a randomly selected sample, rounded to the nearest 1 dB.

Emissions Classification (EMC) – Regulatory Information

To view the regulatory information for your product, view the Safety and Compliance Information for Server, Storage, Power, Networking, and Rack Products, available at the Hewlett Packard Enterprise Support Center:

<http://www.hpe.com/support/Safety-Compliance-EnterpriseProducts>

Environment-friendly Products and Approach End-of-life Management and Recycling

Hewlett Packard Enterprise offers [end-of-life product return, trade-in, and recycling programs](#), in many geographic areas, for our products. Products returned to Hewlett Packard Enterprise will be recycled, recovered or disposed of in a responsible manner.

The European Union Waste Electrical and Electronic Equipment Directive [EU WEEE] (2002/95/EC) requires manufacturers to provide treatment information for each product type for use by treatment facilities. This information (product disassembly instructions) is posted on the Hewlett Packard Enterprise web site. These instructions may be used by recyclers and other WEEE treatment facilities as well as Hewlett Packard Enterprise OEM customers who integrate and re-sell Hewlett Packard Enterprise equipment.

Summary of Changes

Date	Version History	Action	Description of Change
06-Apr-2026	Version 30	Changed	Standard Features section was updated.
		Added	F21 Memory rule. HPE Energy Pack and HPE Solid State Drives (Very Read Optimized- NVMe - EDSFF - Solid State Drives and Mixed Use- NVMe - EDSFF - Solid State Drives) SKUs.
02-Mar-2026	Version 29	Changed	Service and Support and Core Options sections were updated.
		Added	Updated GreenLake statement.
		Removed	HPE InfiniBand obsolete SKUs
02-Feb-2026	Version 28	Changed	Additional Options sections was updated
		Added	HPE InfiniBand SKU.
		Removed	Registered DIMMs (RDIMMs) obsolete SKUs.
05-Jan-2025	Version 27	Changed	Additional Options section was updated.
		Removed	Read Intensive - NVMe - EDSFF - Solid State Drives and HPE InfiniBand obsolete SKUs.
08-Dec-2025	Version 26	Changed	Additional Options section was updated.
		Removed	Read Intensive - NVMe - SFF - Solid State Drives and HPE InfiniBand obsolete SKUs.
03-Nov-2025	Version 25	Changed	Additional Options section was updated.
		Added	Read Intensive - NVMe - SFF - Solid State Drives SKUs
		Removed	HPE InfiniBand obsolete SKUs.
02-Sep-2025	Version 24	Changed	Additional Options section was updated.
		Added	HPE 3.84TB NVMe Gen4 Mainstream Performance Read Intensive SFF BC U.3 SPDM 7500 SSD P84244-B21 HPE 7.68TB NVMe Gen4 Mainstream Performance Read Intensive SFF BC U.3 SPDM 7500 SSD P84242-B21
28-Jul-2025	Version 23	Changed	Survey link updated.
05-May-2025	Version 22	Changed	Standard Features and Additional Option sections were updated. Added: Software as a Service Management Enablement SKU (COM), European Union ErP Lot 9 Regulation section to include Turkey and Ireland. Removed: HPE Converged Infrastructure Management Software obsolete SKUs (OneView).
07-Apr-2025	Version 21	Changed	Configuration Information section was updated. Computation and Graphics Accelerators notes, FIO Power Cable Kit SKU, Mixed Use- NVMe - EDSFF - Solid State Drives SKUs, Read Intensive - NVMe - EDSFF - Solid State Drives, COM Advanced SKUs and QuickSpecs Survey.
10-Mar-2025	Version 20	Changed	Core Options section was updated. Added two SKUs of Broadcom 100 Gigabit Ethernet Adapters.
06-Jan-2025	Version 19	Changed	Optional Features section was updated.
02-Dec-2024	Version 18	Changed	Core Options section was updated. (OBS SKUs)
04-Nov-2024	Version 17	Changed	Memory section was updated. (Formatting)

Summary of Changes

Date	Version History	Action	Description of Change
07-Oct-2024	Version 16	Changed	Configuration Information and Memory sections were updated.
03-Sep-2024	Version 15	Changed	Standard Features (Operating Systems and Virtualization Software Support for HPE Servers) and Configuration Information sections were updated.
05-Aug-2024	Version 14	Changed	Configuration Information (TPM China) and Core Options sections were updated
03-Jun-2024	Version 13	Changed	Standard Features, Configuration Information, Core Options and Memory sections were updated.
06-May-2024	Version 12	Changed	Overview, Configuration Information and Core Options sections were updated.
08-Apr-2024	Version 11	Changed	Overview, Configuration Information and Additional Options sections were updated.
04-Mar-2024	Version 10	Changed	Standard Features, Configuration Information and Storage sections were updated.
05-Feb-2024	Version 9	Changed	Configuration Information and Core Options sections were updated.
08-Jan-2024	Version 8	Changed	Configuration Information section was updated.
14-Dec-2023	Version 7	Changed	Standard Features, Service and Support, Configuration Information and Core Options sections were updated.
06-Nov-2023	Version 6	Changed	Overview, Configuration Information and Storage sections were updated.
02-Oct-2023	Version 5	Changed	Standard Features and Configuration Information sections were updated.
05-Sep-2023	Version 4	Changed	Standard Features, Configuration Information and Core Options sections were updated.
01-May-2023	Version 3	Changed	Core Options section was updated
03-Apr-2023	Version 2	Changed	Standard Features, Configuration Information and Core Options sections were updated.
06-Mar-2023	Version 1	New	New QuickSpecs

[Shape the Future of QuickSpecs - Your Input Matters](#)

[Chat now](#)

© Copyright 2026 Hewlett Packard Enterprise Development LP. The information contained herein is subject to change without notice. The only warranties for Hewlett Packard Enterprise products and services are set forth in the express warranty statements accompanying such products and services. Nothing herein should be construed as constituting an additional warranty. Hewlett Packard Enterprise shall not be liable for technical or editorial errors or omissions contained herein.

Intel® and Xeon® are registered trademarks of Intel® Corporation in the U.S. and other countries. Microsoft®, Windows®, and Windows Server® are U.S. registered trademarks of the Microsoft group of companies.

a50004309enw - 16913 - Worldwide - V30 - 06-April-2026
HEWLETT PACKARD ENTERPRISE
HPE.com

