

Overview

HPE Edgeline e920t Server Blade

HPE Edgeline e920t outperforms in ruggedized edge environments in Telco, Retail, and more.

The HPE Edgeline e920t Server Blade is a multi-workload powerhouse designed to drive your business into the next generation with workload support for virtualized radio access network (vRAN) for 5G, multi-access edge computing, virtual cable modem termination systems (vCMTS), or retail video analytics.

Leveraging the 3rd generation Intel® Xeon® Scalable processor family, HPE Edgeline e920t Server Blades provide a high-performance system optimized for ruggedized environments.

System designed to exceed the rigorous NEBS Level 3 compliance standard and GR-3108 Class 1, while being efficiently size, weight, and power optimized. Using high performance options such as M.2 NVMe storage with secure encrypted drive functionality helped enable an operating temperature range of 0 OC to 55 OC, and a highly performant compute solution.

HPE Edgeline e920t improves Telco customer success right out of the box with a full feature stack.

Partnerships with key network equipment providers (NEPS) and support for operating systems such as Wind River have enabled HPE Edgeline e920t to conquer harsh telco edge environments easily.

I/O options match market needs. Using a vRAN Dedicated Accelerator ACC100 with Intel's eASIC technology, forward error correction (FEC) is easily accomplished on HPE Edgeline e920t Server Blades.


Bladed architecture makes upgrades and servicing a breeze. If you already have a previous generation blade, the blades are fully compatible in the HPE Edgeline EL8000t. By mixing blade designs and generations, you can easily run two applications side-by-side or upgrade an existing chassis system.

HPE Edgeline e920t has enhanced manageability & security at the edge.

HPE Edgeline e920t Server Blades with HPE iLO 5 and Silicon Root of Trust mitigate risk in mission-critical edge environments. With 3 years of iLO Advanced included standard, the HPE Edgeline e920t is readily managed right out of the box.

With reduced IT skillsets in an increasingly vast edge environment, HPE manageability systems improve the ability to configure, monitor, and update your system from any location. By leveraging iLO 5 capability, managing your system with health monitoring and firmware management is easy. Blade provides a broad range of configuration choices in networking, storage, and I/O for optimizing your unique edge workloads. The Solid-State Drives are TCG Opal Compliant Self-Encrypting Drive (SED).

Overview




Server Blade Components

Item	Description	Item	Description
1.	One (1) USB 3.0 Connector	3.	One (1) Half Height, Half Length PCIe Slot
2.	One (1) DisplayPort Connector	4.	Two (2) Full Height, Full Length PCIe Slots



Overview




Server Blade LEDs

1. UID LED
Notes:
 - Blue = Blade id is enabled
 - Flashing Blue = Blade firmware update is in progress and/or Integrated Remote Console (IRC) is in use
 - Off = Blade id is not enabled
2. Health LED
Notes:
 - Green = Normal operation
 - Flashing amber = Degraded condition
 - Flashing red = Critical condition
 - Off = No power
3. Power LED
Notes:
 - Green = Normal operation
 - Amber = Standby operation
 - Off = No power



Overview



System Board Components

- 1. Heatsink (chipset)
- 2. Processor Socket
- 3. DIMM slots
- 4. M.2 SSD Slots
- 5. Left (Top) and Right (Bottom) Riser Slots
- 6. System Battery
- 7. Displayport Connector
- 8. USB Connector



Standard Features

Processor

3 rd Generation Intel® Xeon® Scalable Processor Family							
Intel® Xeon® SP Processor	Frequency GHz	Cores	L3 Cache MB	Power Watts	UPI Links	DDR4 MHz	Max Memory TB
Platinum 8380	2.3	40	60	270	3	3200	6
Platinum 8368	2.4	38	57	270	3	3200	6
Platinum 8351N	2.4	36	54	225	3	3200	6
Platinum 8352V	2.1	36	54	195	3	3200	6
Gold 6314U	2.3	32	48	205	3	3200	6
Gold 6338N	2.2	32	48	185	3	3200	6
Gold 6330N	2.2	28	42	165	3	3200	6
Gold 6330	2.0	28	42	205	3	3200	6
Gold 6336Y	2.4	24	36	185	3	3200	6
Gold 6312U	2.4	24	36	185	3	3200	6
Gold 5318N	2.1	24	36	150	3	3200	6
Gold 6338T	2.1	24	36	165	3	3200	6
Gold 5320T	2.3	20	30	150	3	2933	6
Gold 6346	3.1	16	36	205	3	3200	6
Gold 6334	3.6	8	18	165	3	3200	6
Gold 5315Y	3.2	8	12	140	3	2933	6
Silver 4310	2.1	12	18	120	2	2667	6
Silver 4309Y	2.6	8	12	105	2	2667	6

Notes:

- For more information regarding Intel® Xeon® SP, please see the following URL: <https://www.intel.com/content/www/us/en/products/processors/xeon/scalable.html>
- Support for Intel Optane Persistent Memory 200 Series.
- The Edgeline e920t 2U server is only available as a single-socket system, so UPI capability is not used
- Processor max memory is within the context of our system, not the theoretical maximum.

Chipset

Intel® C621A Chipset

Notes: For more information regarding chipset, please see the following URL:

<https://ark.intel.com/content/www/us/en/ark/products/208266/intel-c621a-chipset.html>

Graphics

Integrated Video Standard

- Video modes up to 1920 x 1200@60Hz (32 bpp)
- 16MB Video Memory

HPE iLO 5 system management memory

- 32 MB Flash
- 4 Gbit DDR 3 with ECC protection

On System Management Chipset

HPE iLO 5 ASIC

Notes: Read and learn more in the [iLO QuickSpecs](#)



Standard Features

Memory

Type	HPE Edgeline DDR4 Registered (RDIMM), Load Reduced (LRDIMM)	
Supported DIMMs	DDR4-3200	
DIMM Slots Available	12	12 DIMM slots per processor, 8 channels per processor
Maximum Capacity (LRDIMM)	1.5 TB	12 x 128GB LRDIMM
Maximum Capacity (LRDIMM)	1024 GB	8 x 128GB LRDIMM
Maximum Capacity (RDIMM)	384GB	12 x 32GB RDIMM
Maximum Capacity (Intel Persistent Memory only)	1TB	4 x 256GB Persistent Memory

Notes:

- Rules under “Memory” section must be followed for Configuring and Mixing of DIMMs.
- Usable system memory is constrained by the configured processor type
- For General Server Memory and Persistent Memory Population Rules and Guidelines for Gen10 Plus see details here: <http://www.hpe.com/docs/memory-population-rules>

Memory Protection

For details on the HPE Server Memory Options RAS feature, visit:

<http://www.hpe.com/docs/memory-ras-feature>.

Network

Intel® I210 1GbE

- Accessed through management network port on EL8000 chassis management module.
- 1GbE maintenance network link, coming from the blade into the chassis.

SATA and PCIe controllers are Integrated in the Intel® Chipset

SSD Slot #	Physical Location	Technology	Bus Width	Connector Width	Form Factor	Supported Sizes
1-2	System Board	NVMe, PCIe-3 from CPU	x4	x4	M.2 2280/22110	256GB 375GB 512GB 960GB 1TB 1.92TB 2TB 3.84TB
3-4	System Board	NVMe, PCIe-3 from PCH	x1, x2	x1, x2	M.2 2280/22110	256GB 375GB 512GB 960GB 1TB 1.92TB 2TB 3.84TB
5-8	Expansion Option	NVMe, PCIe-3 from CPU	x4	x4	M.2 2280/22110	256GB 375GB 512GB 960GB 1TB 1.92TB 2TB 3.84TB



Standard Features

Maximum Internal Storage

- **M.2 22110 NVMe solid state device**
 - 15.4TB
 - 4x 3.8TB
-

Storage Controllers

NVMe Boot Device

- HPE NS204i-p NVMe PCIe3 OS Boot Device

Essential RAID Controller

- Intel® Virtual RAID on CPU (Intel® VROC)
Notes: Integrated RAID with Intel® XEON® Scalable Processors. Intel VROC for HPE ProLiant Gen10 Plus is an enterprise, Integrated RAID solution specifically designed for NVMe SSDs connected directly to the CPU. Intel VROC is an integrated solution utilizing Intel CPU to RAID or HBA direct connected drives and supports both Intel® SFF SSDs and HPE SFF SSDs.
-

Power Supply

Refer to the Edgeline EL8000t QuickSpecs

https://www.hpe.com/psnow/doc/a00073755enw?jumpid=in_lit-psnow-red

System Fans

Refer to the Edgeline EL8000t QuickSpecs

https://www.hpe.com/psnow/doc/a00073755enw?jumpid=in_lit-psnow-red

Interfaces

- Server Blade Power LED/button
 - Server Blade UID LED/button
-

Operating Systems and Virtualization Software

- **RedHat Enterprise Linux (RHEL)**
- **Microsoft Windows Server**
- **Ubuntu**
- **VMWare**
- **WindRiver**

Notes:

- Only 64-bit versions of these operating systems are supported
 - For more information on the Hewlett Packard Enterprise Certified and Supported ProLiant Servers for OS and Virtualization Software and latest listing of software drivers available for your server, please visit our OS Support Site at <http://www.hpe.com/info/ossupport> and our driver download page which can be found from the HPE Support Center: <http://www.hpe.com/support/hpesc>
-

Industry Standard Compliance

- PXE Support
 - PCIe 3.0 Compliant
 - WOL Support
 - Microsoft® Logo certifications
 - USB 2.0 and 3.0 Support
 - ACPI 2.0 Compliant
-



Standard Features

HPE Server UEFI ROM

Unified Extensible Firmware Interface (UEFI) is an industry standard that provides better manageability and more secured configuration than the legacy ROM while interacting with your server at boot time. The HPE Edgeline e920t Blade Servers default to UEFI and does not support Legacy BIOS Boot Mode.

Notes: The UEFI System Utilities function is analogous to the HPE ROM-Based Setup Utility (RBSU) of legacy BIOS. For more information, please visit <http://www.hpe.com/servers/uefi>

UEFI enables numerous new capabilities specific to HPE ProLiant servers such as:

- Secure Boot
- Operating system specific functionality
- Support for > 2.2 TB (using GPT) boot drives
- USB 3.0 Stack
- Embedded UEFI Shell
- Mass Configuration Deployment Tool using RESTful API for iLO 5
- PXE boot support for IPv6 networks
- Boot support for option cards that only support a UEFI option ROM
- Network Stack configurations

Notes: For UEFI Boot Mode, boot environment and OS image installations should be configured properly to support UEFI.

Form Factor

HPE Edgeline e920t Blade Servers plug into the HPE Edgeline EL8000t System.

Embedded Management

HPE Integrated Lights-Out Advanced (HPE iLO Advanced)

The Edgeline e920t Server Blades come standard with a 3-Year iLO Advanced license. For more detail on these features:

<https://psnow.ext.hpe.com/doc/PSN332279USEN.pdf>

Monitor your servers for ongoing management, service alerting, reporting and remote management with HPE iLO.

Learn more at <http://www.hpe.com/info/ilo>

UEFI

Configure and boot your servers securely with industry standard Unified Extensible Firmware Interface (UEFI).

Learn more at <http://www.hpe.com/servers/uefi>

RESTful API

RESTful API for iLO 5 is Redfish 1.0 conformance for simplified server management such as configuration and maintenance tasks based on modern industry standards.

Learn more at <http://www.hpe.com/info/restfulapi>

Notes: Full REST API is available when the server is installed in a HPE Edgeline System

Intelligent Provisioning

Hassle free server and OS provisioning for 1 or few servers with Intelligent Provisioning.

Learn more at <http://www.hpe.com/servers/intelligentprovisioning>



Standard Features

Server Utilities

Edgeline Component Pack

The HPE Edgeline Component Pack, is the delivery mechanism for firmware updates on the HPE Edgeline System. Before using your system for the first time, verify that you have the latest drivers, firmware, and system software installed.

For more information, see the Edgeline Component Pack Update Guide on the Hewlett Packard Enterprise website:

<http://www.hpe.com/info/edgeline-docs>

Notes: The Edgeline Component Pack is only supported when the server is installed in a HPE Edgeline System

Scripting Tool Kit and Windows PowerShell

Provision 1 to many servers using your own scripts to discover and deploy them with Scripting Tool Kit (STK) for Windows and Linux or Scripting Tools for Windows PowerShell. <http://www.hpe.com/servers/powershell>.

Notes: This Feature will be available when the server is installed in a HPE Edgeline System.

RESTful Interface Tool

RESTful Interface tool is a scripting tool to provision using RESTful API for iLO5 to discover and deploy servers at scale.

Learn more at <http://www.hpe.com/info/resttool>

Notes: This Feature will be available when the server is installed in a HPE Edgeline System.

Security

- Serial interface control
- Administrator's password
- Power-on password
- TPM2.0
- UEFI
- iLO 5 has 12 customizable user accounts and SSL encryption
- iLO 5 can be disabled via a Global Setting
- iLO Advanced supports directory services integration

HPE Trusted Platform Module

HPE Trusted Platform Module 2.0 is embedded on the Server Blade and can be enabled and disabled using the BIOS.

Notes:

- The TPM (Trusted Platform Module) is a microcontroller chip that can securely store artifacts used to authenticate the server platform. These artifacts can include passwords, certificates and encryption keys. Windows® BitLocker™ Drive Encryption (BitLocker) is a data protection feature available in Windows Server® 2008, 2012/2012 R2. BitLocker leverages the enhanced security capabilities of a Trusted Platform Module (TPM) version 2.0. The TPM works with BitLocker to help protect user data and to ensure that a server running Windows Server has not been tampered with while the system was offline. For more information about TPM, including a white paper, go to: <https://www.hpe.com/h20195/v2/gethtml.aspx?docname=c04939549>
 - ProLiant OS pre-installed units will come with the partition required for TPM deployment.
 - The TPM key is unique to every TPM deployed server and must be retained. Misplacing or losing the key could result in data loss.
-



Service and Support

HPE Services

No matter where you are in your digital transformation journey, you can count on HPE Services to deliver the expertise you need when, where and how you need it. From planning to deployment, ongoing operations and beyond, our experts can help you realize your digital ambitions.

<https://www.hpe.com/services>

Consulting Services

No matter where you are in your journey to hybrid cloud, experts can help you map out your next steps. From determining what workloads should live where, to handling governance and compliance, to managing costs, our experts can help you optimize your operations.

<https://www.hpe.com/services/consulting>

HPE Managed Services

HPE runs your IT operations, providing services that monitor, operate, and optimize your infrastructure and applications, delivered consistently and globally to give you unified control and let you focus on innovation.

[HPE Managed Services | HPE](#)

Operational services

Optimize your entire IT environment and drive innovation. Manage day-to-day IT operational tasks while freeing up valuable time and resources. Meet service-level targets and business objectives with features designed to drive better business outcomes.

<https://www.hpe.com/services/operational>

HPE Complete Care Service

HPE Complete Care Service is a modular, edge-to-cloud IT environment service designed to help optimize your entire IT environment and achieve agreed upon IT outcomes and business goals through a personalized experience. All delivered by an assigned team of HPE Services experts. HPE Complete Care Service provides:

- A complete coverage approach -- edge to cloud
- An assigned HPE team
- Modular and fully personalized engagement
- Enhanced Incident Management experience with priority access
- Digitally enabled and AI driven customer experience

<https://www.hpe.com/services/complecare>

HPE Tech Care Service

HPE Tech Care Service is the operational support service experience for HPE products. The service goes beyond traditional support by providing access to product specific experts, an AI driven digital experience, and general technical guidance to not only reduce risk but constantly search for ways to do things better. HPE Tech Care Service delivers a customer-centric, AI driven, and digitally enabled customer experience to move your business forward. HPE Tech Care Service is available in three response levels. Basic, which provides 9x5 business hour availability and a 2-hour response time. Essential which provides a 15-minute response time 24x7 for most enterprise level customers, and Critical which includes a 6-hour repair commitment where available and outage management response for severity 1 incidents.

<https://www.hpe.com/services/techcare>



Service and Support

HPE Lifecycle Services

HPE Lifecycle Services provide a variety of options to help maintain your HPE systems and solutions at all stages of the product lifecycle. A few popular examples include:

- Lifecycle Install and Startup Services: Various levels for physical installation and power on, remote access setup, installation and startup, and enhanced installation services with the operating system.
- HPE Firmware Update Analysis Service: Recommendations for firmware revision levels for selected HPE products, taking into account the relevant revision dependencies within your IT environment.
- HPE Firmware Update Implementation Service: Implementation of firmware updates for selected HPE server, storage, and solution products, taking into account the relevant revision dependencies within your IT environment.
- Implementation assistance services: Highly trained technical service specialists to assist you with a variety of activities, ranging from design, implementation, and platform deployment to consolidation, migration, project management, and onsite technical forums.
- HPE Service Credits: Access to prepaid services for flexibility to choose from a variety of specialized service activities, including assessments, performance maintenance reviews, firmware management, professional services, and operational best practices.

Notes: To review the list of Lifecycle Services available for your product go to:

<https://www.hpe.com/services/lifecycle>

For a list of the most frequently purchased services using service credits, see the [HPE Service Credits Menu](#)

Other Related Services from HPE Services:

HPE Education Services

Training and certification designed for IT and business professionals across all industries. Broad catalogue of course offerings to expand skills and proficiencies in topics ranging from cloud and cybersecurity to AI and DevOps. Create learning paths to expand proficiency in a specific subject. Schedule training in a way that works best for your business with flexible continuous learning options.

<https://www.hpe.com/services/training>

Defective Media Retention

An option available with HPE Complete Care Service and HPE Tech Care Service and applies only to Disk or eligible SSD/Flash Drives replaced by HPE due to malfunction.

Consult your HPE Sales Representative or Authorized Channel Partner of choice for any additional questions and services options.

Parts and Materials

HPE will provide HPE-supported replacement parts and materials necessary to maintain the covered hardware product in operating condition, including parts and materials for available and recommended engineering improvements.

Parts and components that have reached their maximum supported lifetime and/or the maximum usage limitations as set forth in the manufacturer's operating manual, product quick-specs, or the technical product data sheet will not be provided, repaired, or replaced as part of these services.

How to Purchase Services

Services are sold by Hewlett Packard Enterprise and Hewlett Packard Enterprise Authorized Service Partners:

- Services for customers purchasing from HPE or an enterprise reseller are quoted using HPE order configuration tools. Customers purchasing from a commercial reseller can find services at <https://ssc.hpe.com/portal/site/ssc/>



Service and Support

AI Powered and Digitally Enabled Support Experience

Achieve faster time to resolution with access to product-specific resources and expertise through a digital and data driven customer experience.

Sign into the HPE Support Center experience, featuring streamlined self-serve case creation and management capabilities with inline knowledge recommendations. You will also find personalized task alerts and powerful troubleshooting support through an intelligent virtual agent with seamless transition when needed to a live support agent.

<https://support.hpe.com/hpesc/public/home/signin>

Consume IT On Your Terms

HPE GreenLake edge-to-cloud platform brings the cloud experience directly to your apps and data wherever they are—the edge, colocations, or your data center. It delivers cloud services for on-premises IT infrastructure specifically tailored to your most demanding workloads. With a pay-per-use, scalable, point-and-click self-service experience that is managed for you, HPE GreenLake edge-to-cloud platform accelerates digital transformation in a distributed, edge-to-cloud world.

- Get faster time to market
- Save on TCO, align costs to business
- Scale quickly, meet unpredictable demand
- Simplify IT operations across your data centers and clouds

To learn more about HPE Services, please contact your Hewlett Packard Enterprise sales representative or Hewlett Packard Enterprise Authorized Channel Partner. Contact information for a representative in your area can be found at "Contact HPE"

<https://www.hpe.com/us/en/contact-hpe.html>

For more information

<http://www.hpe.com/services>

Connect your devices

Unlock all the benefits of your technology investment by connecting your products to Hewlett Packard Enterprise. Reduce downtime, increase diagnostic accuracy, and have a single consolidated view of your environment. By connecting, you will receive 24x7 monitoring, pre-failure alerts, automatic call logging, and automatic parts dispatch. HPE Tech Care Service and HPE Complete Care Service customers will also benefit from proactive activities to help prevent issues and increase optimization. All these benefits are already available to you with your server storage and networking products, securely connected to HPE support. Learn more about getting connected at <http://www.hpe.com/services/getconnected>

Other related services from HPE Services

HPE Server Hardware Installation

Provides for the basic hardware installation of your new Edgeline System. It is part of a suite of HPE deployment services that are designed to give you the peace of mind that comes from knowing your HPE products have been installed by Hewlett Packard Enterprise authorized service specialist in accordance with the product's documentation.

<https://www.hpe.com/h20195/v2/Getdocument.aspx?docname=a00062322enw>

HPE Installation and Startup Service

Provides for the installation of your new Edgeline System. This service will assist you in bringing your new HPE Edgeline System into operation and make it remotely accessible in a timely and professional manner. The HPE service delivery technician will connect the product to the network as appropriate and enable remote support to allow for automatic case creation for hardware failures. Installation and start up services also include the installation of one supported operating system type (Windows® or Linux).

<https://www.hpe.com/h20195/v2/Getdocument.aspx?docname=a00062211enw>

HPE Service Credits

Offers flexible services and technical skills to meet your IT demands as your business evolves. With a menu of services, you can access additional resources and specialist skills to help you maintain peak performance of your IT. HPE Service Credits help you proactively respond to your dynamic IT and business needs.



Service and Support

HPE Education Services

Provides comprehensive training designed to expand the skills of your IT staff and keep them up to speed with the latest technologies.

Consult your HPE Sales Representative or Authorized Channel Partner of choice for any additional questions and support options.

Warranty

This product is covered by a global limited warranty and supported by Hewlett Packard Enterprise Services and a worldwide network of HPE Authorized Channel Partners resellers. Hardware diagnostic support and repair is available for three years from date of purchase. Support for software and initial setup is available for 90 days from date of purchase. Enhancements to warranty services are available through HPE Services operational services or customized service agreements. Hard drives have either a one year or three-year warranty; refer to the specific hard drive QuickSpecs for details.

Notes: Server Warranty includes 3-Year Parts, 3-Year Labor, 3-Year Onsite support with next business day response. Warranty repairs may be accomplished through the use of Customer Self Repair (CSR) parts. These parts fall into two categories: 1) Optional CSR parts are designed for easy replacement but may involve added complexity. Customers may choose to have Hewlett Packard Enterprise replace Optional CSR parts at no charge. 2) No CSR parts are also designed for requiring a Hewlett Packard Enterprise authorized service provider replace the part. Additional information regarding worldwide limited warranty and technical support is available at: <https://support.hpe.com/hpsc/wc/public/home>

For more information

- www.hpe.com/services
- <https://www.hpe.com/us/en/services/operational.html>

To learn more on HPE Storage Services, please contact your Hewlett Packard Enterprise sales representative or Hewlett Packard Enterprise Authorized Channel Partner. Contact information for a representative in your area can be found at "Contact HPE"

<https://www.hpe.com/us/en/contact-hpe.html>

HPE Support Services are sold by HPE and Hewlett Packard Enterprise Authorized Service Partners:

- Services for customers purchasing from HPE or an enterprise reseller are quoted using HPE order configuration tools.
 - Customers purchasing from a commercial reseller can find HPE Support Services at <https://ssc.hpe.com/portal/site/ssc/>
-



Configuration Information

This section lists some of the steps required to configure a Factory Integrated Model. To ensure only valid configurations are ordered, Hewlett Packard Enterprise recommends the use of a Hewlett Packard Enterprise approved configurator. Contact your local sales representative for information on configurable product offerings and requirements

If you want to configure a server blade only, proceed to Step 2

Step 1: Base Configuration (Choose System)

HPE Edgeline System

HPE Edgeline EL8000t 2U Configure-to-order 2.0 Front Cabling Chassis	P41382-B21
HPE Edgeline EL8000t Chassis Controller	P27143-B21

Notes:

- Refer to the [Edgeline EL8000t documentation](https://h20195.www2.hp.com/v2/getdocument.aspx?docname=a00067727enw) for details on how to configure the chassis
- <https://h20195.www2.hp.com/v2/getdocument.aspx?docname=a00067727enw>
- Functional systems require at least 1 power supply to be configured, with 2 power supplies recommended for redundancy
- A chassis controller should be added for each blade that requires iLO networking capabilities, as this device functions as both a chassis controller and provides a port for iLO.

Step 2: Select ProLiant Server Blade

HPE Edgeline Server Blade (Min:0, Max:2)

HPE Edgeline e920t Configure-to-order Blade Server	P40893-B21
--	------------

Notes:

- Each blade operates independently
- No additional iLO Advance License purchase required. An iLO Advanced license with 3 years of support is provided by default with each e920t blade (1 per blade)

Step 3: Choose Required Options (per blade)

Processor Option (Min: 1, Max: 1)

Intel Xeon-Platinum 8380 2.3GHz 40-core 270W Processor Kit for HPE Edgeline e920	P40909-B21
Intel Xeon-Platinum 8368 2.4GHz 38-core 270W Processor Kit for HPE Edgeline e920	P40907-B21
Intel Xeon-Platinum 8351N 2.4GHz 36-core 225W Processor Kit for HPE Edgeline e920	P40913-B21
Intel Xeon-Platinum 8352V 2.1GHz 36-core 195W Processor Kit for HPE Edgeline e920	P40914-B21
Intel Xeon-Gold 6314U 2.3GHz 32-core 205W Processor Kit for HPE Edgeline e920	P40910-B21
Intel Xeon-Gold 6338N 2.2GHz 32-core 185W Processor Kit for HPE Edgeline e920	P40902-B21
Intel Xeon-Gold 6330N 2.2GHz 28-core 165W Processor Kit for HPE Edgeline e920	P40911-B21
Intel Xeon-Gold 6330 2.0GHz 28-core 205W Processor Kit for HPE Edgeline e920	P40918-B21
Intel Xeon-Gold 6336Y 2.4GHz 24-core 185W Processor Kit for HPE Edgeline e920	P40905-B21
Intel Xeon-Gold 6312U 2.4GHz 24-core 185W Processor Kit for HPE Edgeline e920	P40908-B21
Intel Xeon-Gold 5318N 2.1GHz 24-core 150W Processor Kit for HPE Edgeline e920	P40903-B21
Intel Xeon-Gold 6338T 2.1GHz 24-core 165W Processor Kit for HPE Edgeline e920	P40915-B21
Intel Xeon-Gold 5320T 2.3GHz 20-core 150W Processor Kit for HPE Edgeline e920	P40919-B21
Intel Xeon-Gold 6346 3.1GHz 16-core 205W Processor Kit for HPE Edgeline e920	P40912-B21



Configuration Information

Intel Xeon-Gold 6334 3.6GHz 8-core 165W Processor Kit for HPE Edgeline e920	P40904-B21
Intel Xeon-Gold 5315Y 3.2GHz 8-core 140W Processor Kit for HPE Edgeline e920	P40916-B21
Intel Xeon-Silver 4310 2.1GHz 12-core 120W Processor Kit for HPE Edgeline e920	P40917-B21
Intel Xeon-Silver 4309Y 2.8GHz 8-core 105W Processor Kit for HPE Edgeline e920	P40906-B21

Notes:

- The Edgeline e920t 2U server is only available as a single-socket system (1 processor per blade).
- The Xeon-Platinum 8380 and Xeon-Platinum 8368 are available at a reduced thermal range, lower than the maximum 55 °C for other processor options. For 8368 CPU - Supported temperature up to 45°C Ambient. For 8380 CPU - Supported temperature up to 40°C Ambient.

Memory Options (Min: 1, Max: 12)

HPE Edgeline 16GB (1x16GB) Dual Rank x8 DDR4-3200 CAS-22-22-22 Registered Smart Memory Kit	P41238-B21
HPE Edgeline 32GB (1x32GB) Single Rank x4 DDR4-3200 CAS-22-22-22 Registered Smart Memory Kit	P43982-B21
HPE Edgeline 64GB (1x64GB) Dual Rank x4 DDR4-3200 CAS-22-22-22 Registered Smart Memory Kit	P41240-B21
HPE Edgeline 128GB (1x128GB) Quad Rank x4 DDR4-3200 CAS-22-22-22 Load Reduced Smart Memory Kit	P41241-B21

Notes:

- Mixing of RDIMMs and LRDIMMs within the same blade is not allowed
- Up to four (4) persistent memory kits may be configured and require RDIMMs or LRDIMMs to be configured.
- Mixing of different LRDIMM capacity kits is not allowed (i.e. 64GB & 128GB)
- Ensure that the selected processor supports the configured memory footprint of the blade e.g. Intel Xeon 8280M is required to use the maximum 1.5TB capacity (Twelve 128TB LRDIMMs).

Riser options

Left Riser Options (Min: 1, Max: 1)

Notes: The Left Riser option is required on each server blade

HPE Edgeline e920t x16/x16 FHFL/x16 FHHL Riser Kit	P40894-B21
HPE Edgeline e920t x16 FHFL/x16 HHHL Riser Kit	P40895-B21

Notes: The option (P40894-B21) supports two (2) PCIe Gen4 FHFL x8 cards and One (1) PCIe Gen4 HHHL x16 card. The 2nd Option listed (P40895-B21) support one (1) PCIe Gen4 FHFL x16 card and one (1) PCIe Gen4 HHHL x16 card.

Right Riser Options (Min: 0, Max: 1)

HPE Edgeline e920 4-slot NVMe M.2 Enablement Kit	P40898-B21
--	------------

Notes: The M.2 Enablement Kit (P40898-B21) supports four (4) M.2 NVMe SSD slots, which can fit 2280 or 22110 sizes.

Solid State Drives

Installed on e920t System Board (Min: 0, Max: 4)

HPE Edgeline 960GB NVMe Gen4 Mainstream Performance Mixed Use M.2 22110 Extended Temp PM9A3 SSD	P49021-B21
HPE Edgeline 1.92TB NVMe Gen4 Mainstream Performance Mixed Use M.2 22110 Extended Temp PM9A3 SSD	P49023-B21
HPE Edgeline 3.84TB NVMe Gen4 Mainstream Performance Mixed Use M.2 22110 Extended Temp PM9A3 SSD	P49025-B21



Configuration Information

Installed on Right Riser (Min: 0, Max: 4)

HPE Edgeline 960GB NVMe Gen4 Mainstream Performance Mixed Use M.2 22110 Extended Temp PM9A3 SSD	P49021-B21
HPE Edgeline 1.92TB NVMe Gen4 Mainstream Performance Mixed Use M.2 22110 Extended Temp PM9A3 SSD	P49023-B21
HPE Edgeline 3.84TB NVMe Gen4 Mainstream Performance Mixed Use M.2 22110 Extended Temp PM9A3 SSD	P49025-B21

Notes:

- These SSDs are TCG Opal Compliant Self-Encrypting Drive (SED).
 - The P40898-B21 HPE Edgeline e920 4-slot NVMe M.2 Enablement Kit provides 4 M.2 slots that can fit 22110 SSDs. Only NVMe SSDs are supported.
-

Step 4: Choose Additional Options

Choose additional options for Factory Integration from sections below



Additional Options

HPE Security

HPE iLO Common Password FIO Setting

P08040-B21

Notes: Replaces iLO default randomized password by an HPE defined common password. HPE highly recommends changing this password immediately after the initial onboarding process. Customers who want to choose their own custom iLO default password should use the HPE Factory Express Integration Services.

Learn more at: <http://www.hpe.com/security>

PCIe Slot Options

Notes: Ensure that the riser type configured in the e920t blade can fit the selected PCIe add-in card option

Networking

HPE Ethernet 10Gb 2-port SFP+ X710-DA2 Adapter	727055-B21
HPE Ethernet 1Gb 4-port BASE-T I350-T4V2 Adapter	811546-B21
HPE Ethernet 10/25Gb 2-port SFP28 MCX4121A-ACUT Adapter	817753-B21
Intel E810-XXVDA2 Ethernet 10/25Gb 2-port SFP28 Adapter for HPE	P08443-B21
Intel E810-XXVDA4 Ethernet 10/25Gb 4-port SFP28 Adapter for HPE	P08458-B21
Intel E810-XXVDA4 Ethernet 10/25Gb 4-port SFP28 Low Profile Adapter for HPE Compute Edge Server	P63673-B21
Pensando Distributed Services Platform DSC-25 Enterprise 10/25Gb 2-port SFP28 Card	P26966-B21

Notes: If the Pensando DSP DSC-25 (P26966-B21) is selected, an accompanying RTU license must be ordered.

Accelerators and associated accessories

NVIDIA L4 24GB PCIe Accelerator for HPE	S0K89C
NVIDIA A2 16GB PCIe Non-CEC Accelerator for HPE	R9H23C
NVIDIA A40 48GB PCIe Non-CEC Accelerator for HPE	R9S37C
Intel Flex 140 Accelerator to HPE	R9H94A
Intel Flex 170 Accelerator to HPE	R9H95A
Qualcomm Cloud AI 100 Accelerator for HPE	R9Q09A
HPE ProLiant e910 CPU 8-pin Cable Kit	P12393-B21
HPE ProLiant e910 PCIe 8-pin Cable Kit	P12405-B21

Notes:

- Each HPE Edgeline e920t Server Blade supports up to three Qualcomm Cloud AI 100 PCIe Accelerators. The Qualcomm Cloud AI 100 Accelerator is a PCIe Gen4, half-height, half-length form factor rated at 75Watt TDP, with up to 16GB of onboard DRAM.
- HPE supports the Qualcomm “Standard” edition spec’d at 14 Qualcomm® AI Cores.
- The CPU 8-pin cable kit (P12393-B21) must be selected when HPE NVIDIA A100 or HPE NVIDIA A40 is selected.
- The PCIe 8-pin cable kit (P12405-B21) must be selected when Intel Flex 170 Accelerator for HPE is selected.



Additional Options

Supported Cables

HPE Edgeline 1/10Gb SFP+ SR 400m Transceiver	P44258-B21
HPE Edgeline 10/25Gb SFP28 SR 100m Transceiver	P44259-B21
HPE 25Gb SFP28 SR 100m Transceiver	845398-B21
HPE 100Gb QSFP28 MPO SR4 100m Transceiver	845966-B21
HPE BladeSystem c-Class 10Gb SFP+ SR Transceiver	455883-B21
HPE Aruba Networking 1G SFP RJ45 T 100m Cat5e Transceiver	J8177D
HPE Networking X240 10G SFP+ SFP+ 1.2m DAC Cable	JD096C
HPE BladeSystem c-Class 10GbE SFP+ to SFP+ 3m Direct Attach Copper Cable	487655-B21
HPE Edgeline 300V 3m DC Power Cable Kit	P27698-B21
HPE 25Gb SFP28 SR 100m Transceiver	845398-B21
HPE 100Gb QSFP28 MPO SR4 100m Transceiver	845966-B21
HPE Edgeline 1/10Gb SFP+ SR 400m Transceiver	P44258-B21
HPE Edgeline 10/25Gb SFP28 SR 100m Transceiver	P44259-B21

HPE Boot Controllers

HPE NS204i-p x2 Lanes NVMe PCIe3 x8 OS Boot Device	P12965-B21
--	------------



Technical Specifications

Physical Dimensions

Server Cartridge

- **Dimensions (H x W x D):** 3.2 x 8.4 x 14.4in (8.13 x 21.34x 36.58cm)
 - **Typical Power:** 300W per U
 - **Max Power:** 400W per U
-

System Inlet Temperature

- **Extended Operating**
HPE Edgeline EL8000t with Edgeline e920t Server Blades: Depending on hardware configuration, the supported system inlet range can be extended up to 55°C. Compliance to ASHRAE A3 and A4 standards is also available. The approved hardware configurations for this system are listed in the Edgeline system documentation.
 - **Standard Operating**
HPE Edgeline EL8000t Chassis with Edgeline e920t Server Blades: Typical range is 10° to 35°C (50° to 95°F) with altitude derating.
-

Emissions Classification (EMC)

- **FCC Rating:** Class A
- **Normative Standards**
 - CISPR 22
 - CISPR 32
 - EN55032
 - EN55035
 - FCC CFR 47, Pt 15
 - ICES-003
 - CNS13438
 - KS C 9832
 - KS C 9835
 - EN 61000-3-2
 - EN 61000-3-3
 - EN 60950-1
 - IEC 60950-1

Notes: Product conformance to cited product specifications is based on sample (type) testing, evaluation, or assessment. This product or family of products is eligible to bear the appropriate compliance logos and statements.

Environment-friendly Products and Approach - End-of-life Management and Recycling

Hewlett Packard Enterprise offers end-of-life **product return, trade-in, and recycling programs** in many geographic areas, for our products. Products returned to Hewlett Packard Enterprise will be recycled, recovered or disposed of in a responsible manner.

The EU WEEE Directive (2012/19/EU) requires manufacturers to provide treatment information for each product type for use by treatment facilities. This information (product disassembly instructions) is posted on the **Hewlett Packard Enterprise web site**. These instructions may be used by recyclers and other WEEE treatment facilities as well as Hewlett Packard Enterprise OEM customers who integrate and re-sell Hewlett Packard Enterprise equipment.




Summary of Changes

Date	Version History	Action	Description of Change
26-Feb-2024	Version 19	Changed	Networking product names were updated. Standard Features section was updated.
08-Jan-2024	Version 18	Changed	Service and Support section was updated.
13-Nov-2023	Version 17	Changed	Service and Support and Additional Options sections were updated. (HPE Security)
18-Sep-2023	Version 16	Changed	Standard Features section was updated. (Added the Operating Systems)
07-Aug-2023	Version 15	Changed	Additional Options section was updated (Removed GPU Power Cable)
10-Jul-2023	Version 14	Changed	Additional Options section was updated (Networking and GPU)
03-Apr-2023	Version 13	Changed	Overview, Configuration Information and Additional Options sections were updated Removed: P23535-B21 – Intel Optane 256GB persistent memory 200 Series for HPE – OBS: 02/28/2023
10-Jan-2023	Version 12	Changed	Accelerators and Support Cables were updated Standard Features and Additional Options sections were updated.
01-Aug-2022	Version 11	Changed	Additional Options section was updated
20-Jun-2022	Version 10	Changed	Added Accelerators Additional Options section was updated
02-May-2022	Version 9	Changed	Updated the SSDs and Networking Configuration Information and Additional Options sections were updated
21-Feb-2022	Version 8	Changed	Additional Options section was updated
07-Feb-2022	Version 7	Changed	Additional Options section was updated
17-Jan-2022	Version 6	Changed	Storage Controllers, Accelerators, and Associated Accessories were updated Standard Features, Configuration Information and Additional Options sections were updated
13-Dec-2021	Version 5	Changed	Standard Features, Configuration Information and Additional Options sections were updated
01-Nov-2021	Version 4	Changed	Configuration Information section was updated
04-Oct-2021	Version 3	Changed	Standard Features, Configuration Information and Additional Options sections were updated Service and Support Pointnext Tech Care and Complete Care information updated
07-Sep-2021	Version 2	Changed	Additional Options section was updated. Service and Support Pointnext Tech Care information added Added 1/10G Transceiver and 10/25G Transceiver as supported options.
07-Jun-2021	Version 1	New	New QuickSpecs



Copyright

**Make the right purchase decision.
Contact our presales specialists.**



© Copyright 2024 Hewlett Packard Enterprise Development LP. The information contained herein is subject to change without notice. The only warranties for Hewlett Packard Enterprise products and services are set forth in the express warranty statements accompanying such products and services. Nothing herein should be construed as constituting an additional warranty. Hewlett Packard Enterprise shall not be liable for technical or editorial errors or omissions contained herein.

a50002574enw - 16729 - WorldWide - V19 - 26-February-2024