

# HPE Aruba Networking training registration guide – migrating ACP

## Intro

Thank you for choosing to take training with HPE Aruba Networking Education Services! This guide outlines the steps to register on our Learning Management System (LMS). [Click here](#) to get started.

**Important:** All learners must provide an HPE Learner ID to earn credit for attending HPE Aruba Networking training, visit our HPE Certification [Getting Started](#) page to request a new Learner ID or retrieve an existing Learner ID.

## Additional support

Global Support Team:

[Arubatraining@hpe.com](mailto:Arubatraining@hpe.com)

Certification & Resources:

[Arubanetworks.com/Certification](https://Arubanetworks.com/Certification)

HPE Aruba Networking Training Credits:

[HPE Aruba Networking training credits guide](#)

Aruba Airheads Learning Community:

[Community.Arubanetworks.Com/Community-Learning](https://Community.Arubanetworks.Com/Community-Learning)

## Contents

Partner (reseller) login:.....	2
Partner login issues.....	2
How to access the HPE Aruba education services tool.....	3
Register for Migrating to HPE Aruba Networking Campus Access Professional .....	4
Registration complete.....	5

**Important:** Use your own individual email address. Do not use a shared email address to create your account. Shared addresses will not be accepted by the HPE authentication system.

### Partner (reseller) login:

– Login via the [HPE Aruba Partner Portal](#).

#### Sign In

Email Address\*

Remember me

[Sign In](#)

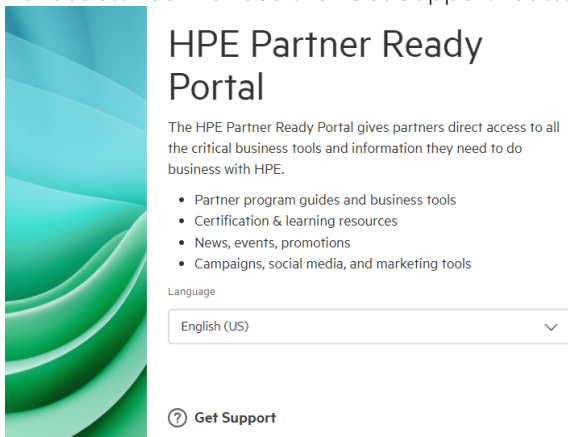
#### Register

The HPE Partner Ready Portal provides everything you need to drive business with HPE.

[Onboard to HPE](#)

### Partner login issues

– For assistance with use the “Get Support” button.



**HPE Partner Ready Portal**

The HPE Partner Ready Portal gives partners direct access to all the critical business tools and information they need to do business with HPE.

- Partner program guides and business tools
- Certification & learning resources
- News, events, promotions
- Campaigns, social media, and marketing tools

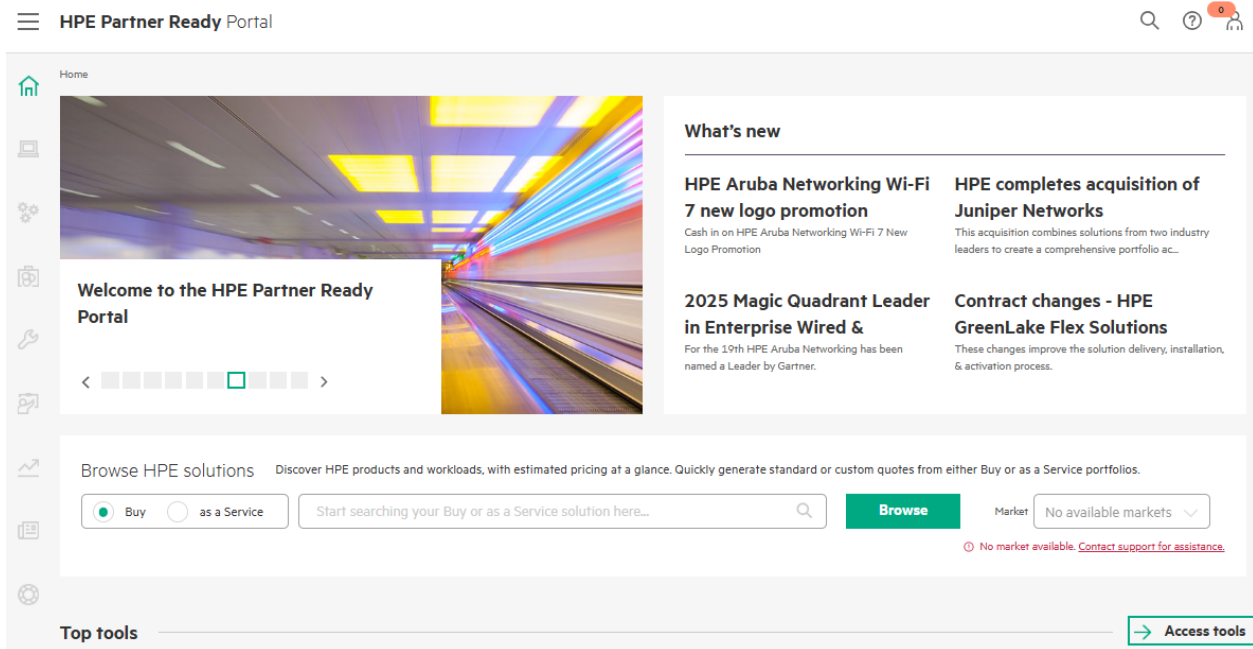
Language

English (US) ▾

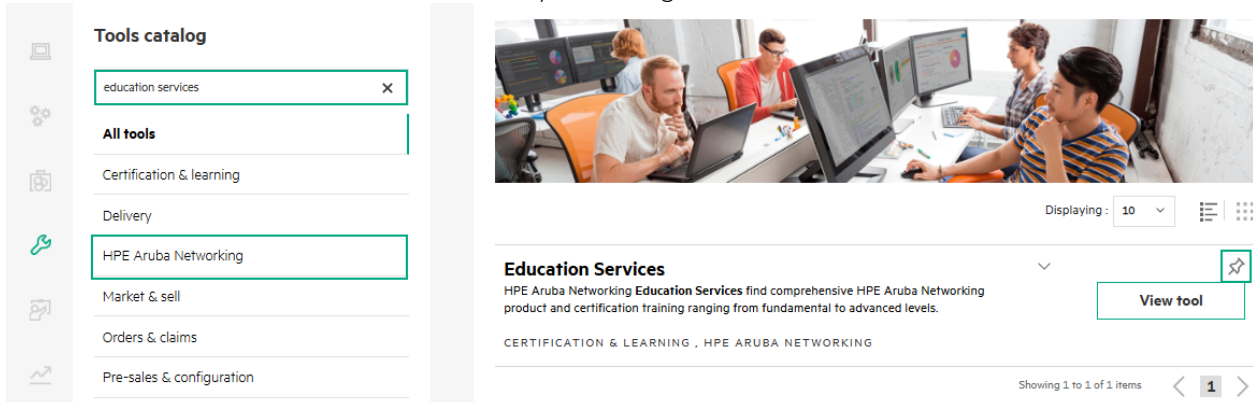
[? Get Support](#)

## How to access the HPE Aruba education services tool

1. Login to the [Partner Ready Portal](#) and Select "Access Tools" from the home page.



2. Locate HPE Aruba Education Services tool by searching or from menu and click on the thumbnail icon.



3. Select how you would like to pin this tool, as a tile or a quick link.

×

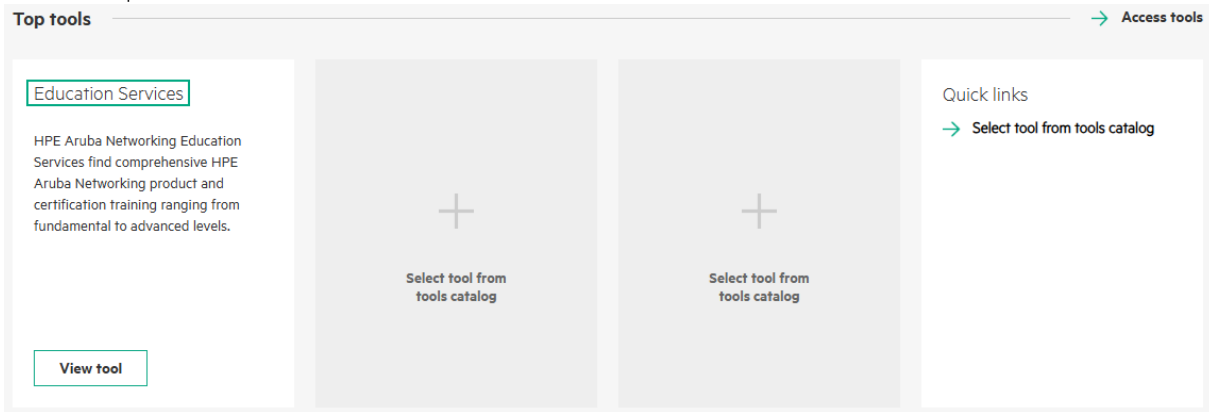
### Pin tools

Select an option below for quick access to the tools you use most.

- Pin tool to dashboard as a Tile
- Pin tool to dashboard as a Quick link
- Save to pinned tools only

Note: all tools added to dashboard will also appear as a Pinned tool

- Return to your home page and select “View Tool” on the HPE Aruba Networking Education Services tile or the link from the quick links tile.



## Register for Migrating to HPE Aruba Networking Campus Access Professional

– Note: You must be logged into the HPE Aruba Education Services LMS to search for this course. Login to the partner portal and access the LMS from your pinned tools.

- Use the “Course Name” drop down menu to locate the Migrating HPW Aruba Networking Campus Access professional course and click the green search button.

Search by Keyword. Use \* as wildcard for better search results.

Months

Location Group

- AsiaPac
- EMEA
- Expert practical exams
- Latin America
- North America

Location

Language

Course Name

- This course is free for all attendees. Select “add to cart”

### Migrating to HPE Aruba Networking Campus Access Professional



0001212842

This eLearning consists of voice over PowerPoint.

This course teaches you the advanced skills necessary to implement and operate enterprise level HPE Aruba Networking Campus Access solutions. You will learn to configure, secure, and manage modern, open standards-based wired and wireless network solutions using HPE's switching, mobility, security, and management technologies.

In this course, participants learn about technologies including but not limited to: secure port access with HPE Aruba Networking's Dynamic Segmentation, redundancy technologies such as Multiple Spanning Tree Protocol (MSTP), link aggregation techniques including Link Aggregation Control Protocol (LACP), and switch virtualization with Virtual Switching Extension (VSX), and HPE Aruba Networking Virtual Switching Framework (VSF), and AOS-10 tunnel and mixed tunnel modes.

This course is approximately 50% study and 50% hands-on lab exercises.

**Ideal Candidate for this Course:** The ideal candidate holds the Juniper Enterprise Routing and Switching Professional (JNCIP-ENT) and Juniper MistAI (JNCIP-MistAI) or Cisco Certified Network Professional (CCNP) Enterprise and Cisco Certified Internetwork Expert (CCIE) Enterprise Wireless certifications. They have a distinguished understanding of different protocols across vendors, performance optimization across network disciplines, and a basic understanding of API calls and configurations. They can identify and fix configuration issues.

**Lab information:** You will be provided with 10 units of 4 hour voucher of remote lab access, totaling 40 hours of lab time .

Course Type: eLearning  
[eLearning Details](#)

Free to All Attendees: \$0.00 USD (US)

[Add to Cart](#)

3. Proceed by clicking the “shopping cart”, then “Checkout”.
4. Checkout: Fill out your contact information, then click “continue” to proceed to billing. The pricing will read \$0.00.

### Registration complete

- **Self-paced eLearning:** Confirmation email including link to view your registration, login to your profile to access eLearning. Once logged in, click the profile icon to view your registrations and launch eLearning. Courses including self-directed labs will receive a separate email with instructions to access materials.

## Learn more at

[HPE.com/HPE-Aruba-networking](https://hpe.com/HPE-Aruba-networking)

Visit HPE.com

[Chat now](#)

© Copyright 2026 Hewlett Packard Enterprise Development LP. The information contained herein is subject to change without notice. The only warranties for Hewlett Packard Enterprise products and services are set forth in the express warranty statements accompanying such products and services. Nothing herein should be construed as constituting an additional warranty. Hewlett Packard Enterprise shall not be liable for technical or editorial errors or omissions contained herein.

a00156169enw

HEWLETT PACKARD ENTERPRISE

hpe.com

