

### Overview

### HPE Aruba Networking Switch Multi-Edit Software

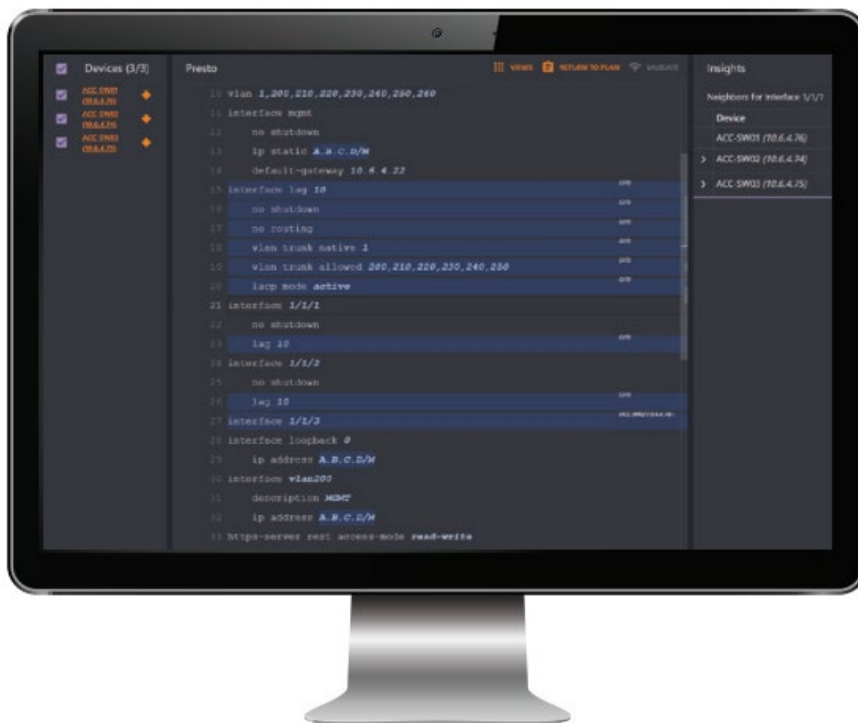
#### Coordinated network switch configuration, monitoring and troubleshooting

HPE Aruba Networking Switch Multi-Edit Software empowers IT teams to orchestrate multiple switch configurations with intelligent capabilities including search, edit, validation, deployment, and audit.

Network administrators face numerous challenges that include device proliferation brought on by IoT and BYOD, as well as the need to provide reliable, secure mobile access to any user, anywhere. The high rate of change to support evolving business requirements is another issue. Non-stop adds, moves and changes can overwhelm what are often short-staffed IT teams, which increases the risk of operator error and, subsequently, performance issues or downtime.

In response to these challenges, HPE Aruba Networking Switch Multi-Edit Software empowers IT teams to orchestrate the configuration of multiple switches with automation and analytics to ensure deployments are consistent, conformant, and free of errors. The automation workflows allow for changes without the overhead of programming by providing operators with a user-friendly, CLI-like interface. This arms IT teams with the power to smoothly coordinate end-to-end service roll outs, rapidly initiate network-wide changes and ensure policy conformance after network updates.

With embedded analytics delivered from the HPE Aruba Networking Network Analytics Engine (NAE), this intelligent assistance and continuous validation assure that network-wide configuration changes are consistent and compliant, ultimately improving the overall health and security of the network.



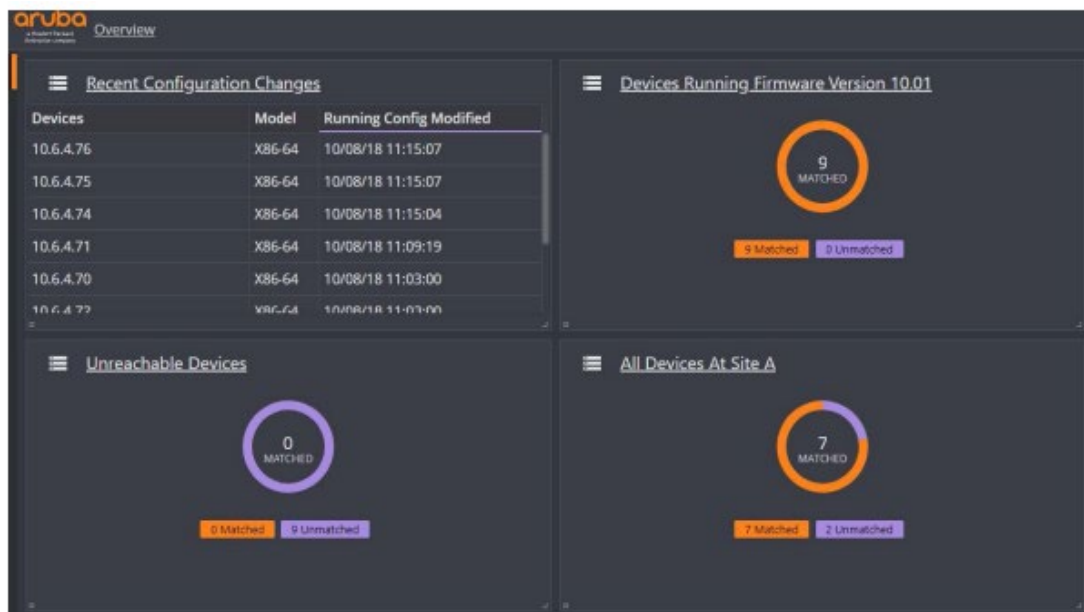
## Overview

### Key Features

- Intelligent, error-free configuration with validation for consistency and compliance
- Simultaneous viewing and editing of multiple devices
- Customized validation tests for corporate compliance and network design
- Automated, large-scale configuration deployment without programming
- Advanced analytics and troubleshooting for faster issue resolution
- CLI-like interface with predictive assistance for complete operational simplicity—no new skills required

### How HPE Aruba Networking Switch Multi-Edit Software works

To start, operators simply enter their appropriate subnets within Switch Multi-Edit Software's web-based user interface. The software then automatically discovers and imports configuration files for each HPE Aruba Networking CX switch. When the software is made aware of a new switch, it will interrogate the switch configuration, hardware inventory, and neighbor information. The admin interface allows operators to easily interpret the status of each network device. A customizable application dashboard provides quick visibility into metrics of highest interest. The Network tab provides a deeper view into network health, along with red/yellow/green statuses for every deployed switch.



**Figure 1: HPE Aruba Networking Switch Multi-Edit Software Dashboard**

HPE Aruba Networking Switch Multi-Edit Software runs as an Open Virtualization Application (OVA) virtual machine (for example, VMware's ESXi) on a server. The following switches running the AOS-CX operating system are supported:

- HPE Aruba Networking CX 6000 Switch Series
- HPE Aruba Networking CX 8000 Switch Series

## Standard Features

### Key Capabilities

HPE Aruba Networking Switch Multi-Edit Software provides automation and analytics across the lifecycle of a switch, greatly simplifying common management tasks to elevate the experience for network operators. The following capabilities enable error-free deployments:

#### Dynamic network topology

The Network tab within the interface provides a holistic view of an organization's network topology, including HPE Aruba Networking CX switches and HPE Aruba Networking access points, as well as third-party switches.

The Health Summary panel provides a real-time snapshot into the health of HPE Aruba Networking switches, including the devices that are experiencing inconsistencies and errors, such as security policy violations.

Dynamic, tailored views of the network are triggered based on which layers an operator selects. These layers offer more visibility into HPE Aruba Networking CX device status and configuration, including what is contributing to a performance or compliance issue. Supported layers include application, client service, device, routing, bridging, segmentation, and "other" (which includes all NAE agents not designated to a specific layer).

To provide further simplicity, HPE Aruba Networking Switch Multi-Edit Software automatically discovers new network infrastructure devices using the Link Layer Discovery Protocol (LLDP), using REST APIs for HPE Aruba Networking CX switches and SNMP for HPE Aruba Networking wireless and third-party devices. Newly connected switches will appear automatically in the Network tab.

#### Multi-device editing

To keep pace with network changes, HPE Aruba Networking Switch Multi-Edit Software enables operators to easily change configurations on multiple devices at once using complete details of each configuration file. For example, you can centrally define the NTP or the RADIUS server address for all relevant switches or set an ACL entry on only the access switches.

Switch Multi-Edit Software also taps into an operator's existing knowledge of CLI, so no retraining or new skills are required. Predictive assistance, such as command completion, syntax highlighting, and validation, dramatically reduces the time it takes to enter commands.

To bring even more efficiency to changing windows, network teams can also implement common configurations, such as switch-to-switch virtual extensible LANs (VXLANs), by using only a few promptdriven commands.

#### One-click deployments with auto-verification

Using HPE Aruba Networking Switch Multi-Edit Software, you can stage a deployment (or a rollback) on multiple switches and validate the correct operation of switches after changes. For instance, you can determine whether a change is working properly before deploying it more widely, or you can quickly back out changes if there is a problem.

Upon deployment, Switch Multi-Edit Software automatically collects network and services state information before and after a change, and intelligently displays the difference. This lets you decide whether to keep or roll back the change within your allocated window.

#### Continuous validation

Further simplification is provided through the ability to continuously monitor and ensure conformance for both corporate and regulatory policies. Validation checks can be performed on all configuration changes, including those made outside of Switch Multi-Edit Software, such as using the switch's CLI or through Ansible.

For example, it's simple to verify that all management IP addresses are on the management subnetwork, or that all routers running OSPF are logging adjacency changes. Validation tests can easily be customized and extended based on your existing knowledge of configuration commands.

## Standard Features

### Full audit trail

HPE Aruba Networking Switch Multi-Edit Software records all hardware and software versions, as well as other configuration changes. You can then search through and view all the changes, or groups of changes.

This allows you to track changes to the hardware, software and configurations using an automated versioning feature, regardless of whether changes are made in Switch Multi-Edit Software or through other means. You can also perform these rollbacks selectively, based upon factors such as the location of the switches or the dates of the changes.

### Monitoring and troubleshooting

Integration with the HPE Aruba Networking Network Analytics Engine (NAE) gives operators real-time access to advanced network analytics and built-in automation for troubleshooting, enabling faster detection and resolution of network-impacting issues.

NAE natively gathers telemetry on the switch via agents that are based on Python scripts. The operator can proactively set rules to monitor and collect specific traffic or events of interest. Examples include monitoring of CPU utilization that exceeds a desired threshold, a configuration mismatch, or an OSPF reachability problem.

HPE Aruba Networking Switch Multi-Edit Software subscribes to the status of the NAE agent, collecting data when an issue of interest occurs. Integrations with tools like ServiceNow, TOPdesk and Slack then provide for fast notifications, prompting operators to take corrective action.

Upon clicking into Switch Multi-Edit Software, the Network tab highlights the devices that match the notification criteria. From here, operators can quickly drill into the impacted device or service and begin troubleshooting by using full diagnostic details that are correlated with the time the event occurred.

In this manner, Switch Multi-Edit Software and NAE significantly reduce the number of manual tasks that typically burden operators when troubleshooting. It also produces less load on the network, so performance is not impacted in the process of collecting network-wide telemetry.

### Automatic imports from the HPE Aruba Networking CX mobile app

To provide further simplicity, HPE Aruba Networking offers a mobile app that enables operators to install HPE Aruba Networking CX switches on iOS and Android devices. Switches that are connected to the network via the **HPE Aruba Networking CX Mobile App** are automatically imported into Switch Multi-Edit Software for policy conformance verification.

---

### Additional information

Consult with your **HPE Aruba Networking account representative** for guidelines on the following Switch Multi-Edit Software solution components:

- Supported and recommended VMware versions
- Server specifications

HPE Aruba Networking Switch Multi-Edit Software is available from the **HPE Aruba Networking Service Portal**. Customers must visit the HPE Aruba Networking Airheads Community and create an Airheads account in order to download the Switch Multi-Edit Software. The link for downloading software from this portal is here.

---

## Configuration Information

### Ordering Information

HPE Aruba Networking Switch Multi-Edit Software is currently available on a trial basis for up to 25 nodes (network switches). There are also licensing options for one- and three-year subscriptions for [HPE Aruba Networking Support Services](#).

#### Description

HPE Aruba Networking Switch Multi-Edit Software 25 node trial  
HPE Aruba Networking NetEdit Single Node 1yr Subscription E-STU  
HPE Aruba Networking NetEdit Single Node 3yr Subscription E-STU

#### SKU

N/A  
JL639AAE  
JL640AAE

**Notes:** Choose from 1- or 3-year subscriptions

---

## Technical Specifications

### Specifications

NetEdit Solution Components; consult with your HPE Aruba Networking account representatives for guidelines on:

- Supported and recommended VMware versions
- Server specifications

HPE Aruba Networking Switch Multi-Edit Software is available from the **[HPE Aruba Networking Service Portal](#)**. Customers must **[create an Airheads account](#)** in order to download the software. The link for downloading software from this portal is **[here](#)**.

### Documentation

For documentation including manuals for Switch Multi-Edit Software, refer to the Documentation tab on the **[HPE Aruba Networking Support Center](#)**.

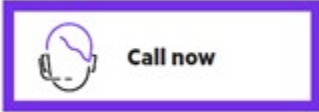
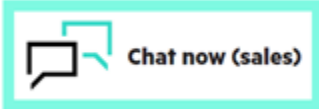
---

## Summary of Changes

<b>Date</b>	<b>Version History</b>	<b>Action</b>	<b>Description of Change:</b>
26-Feb-2024	Version 2	Changed	Series name was updated.
05-Nov-2018	Version 1	Created	Document creation

## Copyright

Make the right purchase decision.  
Contact our presales specialists.



---

© Copyright 2024 Hewlett Packard Enterprise Development LP. The information contained herein is subject to change without notice. The only warranties for Hewlett Packard Enterprise products and services are set forth in the express warranty statements accompanying such products and services. Nothing herein should be construed as constituting an additional warranty. Hewlett Packard Enterprise shall not be liable for technical or editorial errors or omissions contained herein.

To learn more, visit: <http://www.hpe.com/networking>

a00054056enw - 16306 - Worldwide - V2 - 26-February-2024