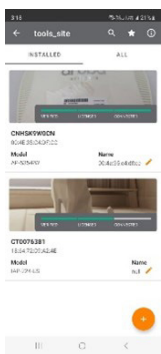


HPE Aruba Networking Installer Mobile App

Simple, secure, and intuitive workflows for non-IT staff



Mobile installer app workflow

- Authenticate via SMS or QR code — Invite installers using mobile numbers, or validate installers using QR code for large deployments
- ZTP workflow — Log in, select cluster, customer, and site, then start deployment by scanning device s/n barcodes
- One touch provisioning of AOS-CX switches — By pairing phone using HPE Aruba Networking specified Bluetooth dongle with switch and pushing the required configurations
- Complete device replacement with a few clicks

Deploying network devices in an enterprise just got easier with the HPE Aruba Networking installer mobile app. It simplifies day zero configuration for switches, APs, and gateways, even for non-IT staff.

Configuration at scale can be cumbersome and time-consuming. Our app streamlines this process, reducing errors and security risks by validating devices before onboarding to HPE Aruba Networking Central, ensuring seamless deployments.

Admins invite trusted installers via HPE Aruba Networking Central's Install Manager, granting access and privileges for controlled deployments. Installers then use the app to log in, select from assigned sites, and initiate deployment by scanning device serials. This streamlined process accelerates deployment and minimizes collaboration efforts between admin and non-IT staff.

With real-time reporting and remote monitoring via HPE Aruba Networking Central, admins seamlessly oversee installations, enhancing operational efficiency throughout the process.

Key features

The HPE Aruba Networking installer mobile app enables you to use your iOS or Android™ device for configuring and managing HPE Aruba Networking devices. Its capabilities include:

- **Built-in device validations:** Automatically checks device licenses against HPE Aruba Networking Central inventory upon scanning of network devices by non-IT staff.

- **Automatic configuration push:** Once connected to HPE Aruba Networking Central, all configurations are pushed automatically.

- **One-touch provisioning of CX switches:** Enables quick provisioning and communication with HPE Aruba Networking Central for AOS-CX switches in the absence of a DHCP service. Supports provisioning of standalone and VSF stack. (See table below for more details)

- **Easy device replacement:** Seamlessly replace devices by opening the replacement tab, selecting the faulty device, scanning the new device, and completing the replacement process.

- **Remote workflow management:** Easily view and manage individual sites and device settings remotely by network admins.

Step 1 — Log in to app using SMS OTP

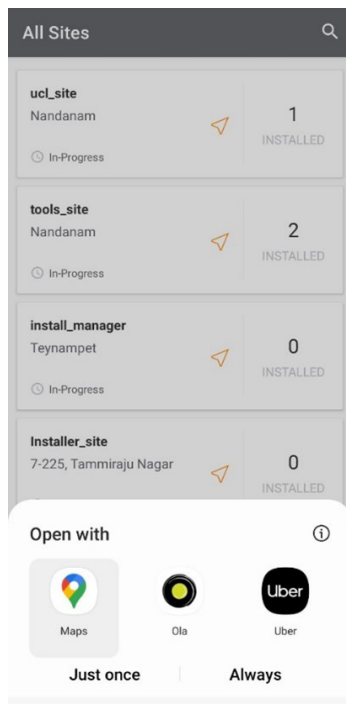


Install manager workflow

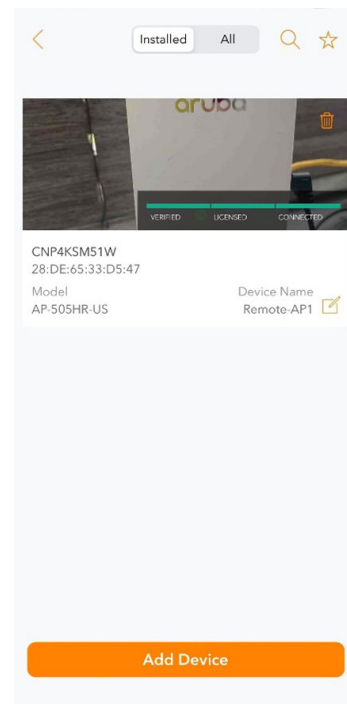
- Add installer using Install Manager on HPE Aruba Networking Central via SMS mobile number or QR code
- Assign sites, validity, update permissions to installer
- Assign groups to sites for pushing group level configuration post device onboarding
- Track site installation progress

Refer to this [link](#) to know more about the workflows

Step 2 — Select a site, admin has to set up



Step 4 — Status of device is verified



Step 3 — Scan the device, once it's connected to HPE Aruba Networking Central, configuration is automatically pushed



Specifications

Zero touch provisioning supports all HPE Aruba networking devices — APs, switches and gateways.

Below table includes the list of supported platforms for HPE Aruba Networking CX one-touch provisioning using HPE Aruba Networking specified BT dongle.

Supported platforms

Switch hardware

Requires HPE Aruba Networking CX Operating System release 10.10 or newer firmware for standalone CX provisioning

- HPE Aruba Networking CX 8400 Switch Series
- HPE Aruba Networking CX 8360 Switch Series
- HPE Aruba Networking CX 8325 Switch Series
- HPE Aruba Networking CX 8320 Switch Series
- HPE Aruba Networking CX 6400 Switch Series
- HPE Aruba Networking CX 6300 Switch Series (VSF stack also supported)
- HPE Aruba Networking CX 6200 Switch Series (VSF stack also supported)

HPE Aruba Networking specified BT dongle

- HPE Aruba Networking BT Adapter (S1H23A)

A Bluetooth adapter is not included with this switch. The following part is available for purchase and can be ordered through your HPE Aruba Networking reseller.

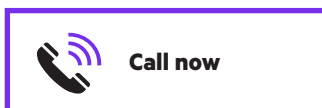

Mobile devices

- iPhone: iOS 12+
- Android 8.0 Oreo and above

Ordering information

The HPE Aruba Networking installer mobile app is subscription free and is available to download at play.google.com/arubanetworks.installer and itunes.apple.com/aruba-installer

Make the right purchase decision.
Contact our presales specialists.



Get updates