

HPE SATA DVD-ROM Optical Drive


Installation Instructions

Overview

This document provides instructions for installing the HPE SATA DVD-ROM optical drive.

The HPE SATA DVD-ROM optical drive provides optical media read capability for HPE ProLiant servers. The primary purpose of the drive is data access.

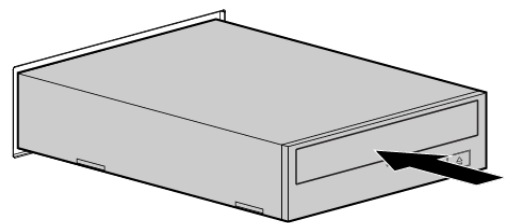
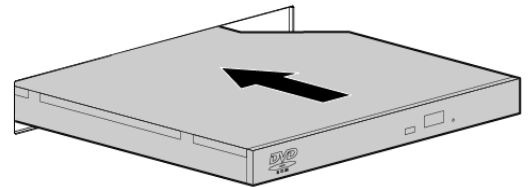
Installing the drive

 **CAUTION:** To prevent damage to electrical components, properly ground the server before beginning any installation procedure. Improper grounding can cause electrostatic discharge.

For more information on installing the drive in a specific server, see the product user guide on the Hewlett Packard Enterprise website (<http://www.hpe.com/info/docs>).

To install the component:

1. Power down the server as indicated in the server-specific user documentation.
2. Disconnect the power cord from the power supply to remove power from the server and all peripheral devices.
3. Remove components that prevent access to the removable-media drive bays.
4. Install the drive.



5. If needed, secure with the appropriate fasteners.
6. Install all components removed from the server.
7. Connect the power cord to the server, and then connect it to a properly grounded electrical outlet.
8. Power up the server.

© Copyright 2007, 2017 Hewlett Packard Enterprise Development LP

The information contained herein is subject to change without notice. The only warranties for Hewlett Packard Enterprise products and services are set forth in the express warranty statements accompanying such products and services. Nothing herein should be construed as constituting an additional warranty. Hewlett Packard Enterprise shall not be liable for technical or editorial errors or omissions contained herein.

Bluetooth is a trademark owned by its proprietor and used by Hewlett Packard Enterprise Company under license.



Laser compliance

This device may contain a laser that is classified as a Class 1 Laser Product in accordance with U.S. FDA regulations and the IEC 60825-1. The product does not emit hazardous laser radiation.



WARNING: Use of controls or adjustments or performance of procedures other than those specified herein or in the laser product's installation guide may result in hazardous radiation exposure. To reduce the risk of exposure to hazardous radiation:

- Do not try to open the module enclosure. There are no user-serviceable components inside.
- Do not operate controls, make adjustments, or perform procedures to the laser device other than those specified herein.
- Allow only Hewlett Packard Enterprise Authorized Service technicians to repair the unit.

The Center for Devices and Radiological Health (CDRH) of the U.S. Food and Drug Administration implemented regulations for laser products on August 2, 1976. These regulations apply to laser products manufactured from August 1, 1976. Compliance is mandatory for products marketed in the United States.

Korean class B notice

B급 기기 (가정용 방송통신기기)	이 기기는 가정용(B급)으로 전자파적합등록을 한 기기로서 주로 가정에서 사용하는 것을 목적으로 하며, 모든 지역에서 사용할 수 있습니다.
-----------------------	--

Safety and regulatory compliance

For important safety, environmental, and regulatory information, see *Safety and Compliance Information for Server, Storage, Power, Networking, and Rack Products*, available at the Hewlett Packard Enterprise website (<http://www.hpe.com/support/Safety-Compliance-EnterpriseProducts>).