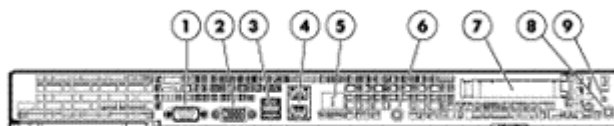
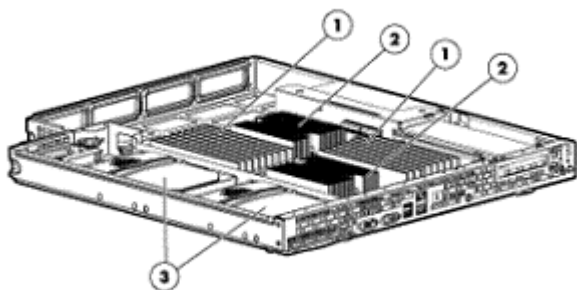


Overview

The HP ProLiant SL160z G6 server is part of a new family, HP ProLiant SL6000, of HP server solutions optimized for scale-out customers to greatly reduce costs, maximize power efficiency, by sharing power supplies and fans, and maintain total flexibility.

Two independent HP ProLiant SL160z G6 Servers go into the 2U HP ProLiant z6000 G6 Chassis. The HP ProLiant SL160z G6 Server is a two socket Intel server with 18 DDR3 DIMM sockets and support for a low profile x16 PCI-e Gen 2 and an internal x4 PCI-e Gen 2 slot.

The HP ProLiant SL160z G6 is optimized for applications needing large amounts of memory and I/O expansion.



Open View:

1. 18 DDRs DIMM slots
2. Up to two Intel® Quad-Core 5500 sequence processors
3. Two 3.5" non-hot plug hard drives using a quick release drive carrier

Rear View:

1. Serial Port
2. Video Port
3. (2) USB Ports
4. (2) 1Gbit NIC
5. Optional Dedicated Management port
6. UID
7. Optional low profile x16 PCI-e Gen 2
8. Power Button
9. Health LED

What's New

- Support for up to two Intel® 5600 sequence processors
- Support for Low-voltage memory

Standard Features

NOTE: For the Standard Features shipped in the "Factory Integrated Models", please see the "Configuration Information - Factory Integrated Models" section.

Processor

One of the following depending on Model

Six-Core Processors

Intel® Xeon® Processor X5680 (3.33 GHz, 12MB L3 Cache, 130W, DDR3-1333, HT, Turbo 1/1/2/2/3/3)

Intel® Xeon® Processor X5670 (2.93 GHz, 12MB L3 Cache, 95W, DDR3-1333, HT, Turbo 2/2/3/3/4/4)

Intel® Xeon® Processor X5660 (2.80 GHz, 12MB L3 Cache, 95W, DDR3-1333, HT, Turbo 2/2/3/3/4/4)

Intel® Xeon® Processor X5650 (2.66 GHz, 12MB L3 Cache, 95W, DDR3-1333, HT, Turbo 2/2/3/3/4/4)

Quad-Core Processors

Intel® Xeon® Processor E5640 (2.66 GHz, 12MB L3 Cache, 80W, DDR3-1066, HT, Turbo 1/1/2/2)

Intel® Xeon® Processor E5630 (2.53 GHz, 12MB L3 Cache, 80W, DDR3-1066, HT, Turbo 1/1/2/2)

Intel® Xeon® Processor E5620 (2.40 GHz, 12MB L3 Cache, 80W, DDR3-1066, HT, Turbo 1/1/2/2)

Intel® Xeon® Processor L5640 (2.40 GHz, 12MB L3 Cache, 60W, DDR3-1066, HT, Turbo 2/2/3/3/4/4)

Intel® Xeon® Processor L5630 (2.13 GHz, 12MB L3 Cache, 40W, DDR3-1066, HT, Turbo 1/1/2/2)

Intel® Xeon® Processor X5570 (2.93 GHz, 8MB L3 Cache, 95W, DDR3-1333, HT, Turbo 2/2/3/3)

Intel® Xeon® Processor X5560 (2.8 GHz, 8MB L3 Cache, 95W, DDR3-1333, HT, Turbo 2/2/3/3)

Intel® Xeon® Processor X5550 (2.66 GHz, 8MB L3 Cache, 95W, DDR3-1333, HT, Turbo 2/2/3/3)

Intel® Xeon® Processor E5540 (2.53 GHz, 8MB L3 Cache, 80W, DDR3-1066, HT, Turbo 1/1/2/2)

Intel® Xeon® Processor E5520 (2.26 GHz, 8MB L3 Cache, 80W, DDR3-1066, HT, Turbo 1/1/2/2)

Intel® Xeon® Processor E5506 (2.13 GHz, 4MB L3 Cache, 80W, DDR3-800)

Intel® Xeon® Processor E5504 (2.00 GHz, 4MB L3 Cache, 80W, DDR3-800)

Intel® Xeon® Processor L5530 (2.40 GHz, 8MB L3 Cache, 60W, DDR3-1066, HT, Turbo 1/1/2/2)

Intel® Xeon® Processor L5520 (2.26 GHz, 8MB L3 Cache, 60W, DDR3-1066, HT, Turbo 1/1/2/2)

Intel® Xeon® Processor L5506 (2.13 GHz, 4MB L3 Cache, 60W, DDR3-800)

Dual-Core Processors

Intel® Xeon® Processor E5503 (2.00 GHz, 4MB L3 Cache, 80W, DDR3-800)

Intel® Xeon® Processor E5502 (1.86 GHz, 4MB L3 Cache, 80W, DDR3-800)

NOTE: Available through Configure To Order only. See Factory Integration Models section for more details.

NOTE: HT indicates that the processor model supports Intel® Hyper-Threading Technology.

NOTE: Turbo indicates the maximum potential frequency increment when using Intel® Turbo Boost Technology, with 4, 3, 2, and 1 cores active.

NOTE: DDR3 speed is the maximum memory speed of the processor. Actual memory speed may depend on the quantity and type of DIMMs installed.

NOTE: For the Intel 5500 and 5600 Series, the letter preceding the model number indicates the performance/wattage of the processor. "X" denotes High Performance/Wattage; "E" denotes Enterprise Performance/Wattage (Mainstream); and "L" denotes Lower Wattage.



Standard Features

Cache Memory	12MB (1 x 12MB) Level 3 cache
	NOTE: All 5600 sequence processor models.
	8MB (1 x 8MB) Level 3 cache
	NOTE: All processor models except for those identified below.
Cache Memory	4MB (1 x 4MB) Level 3 cache
	NOTE: For processors L5506, E5506, E5504, E5502 and E5502.

Chipset	Intel® 5520 Chipset
---------	---------------------

Upgradeability	Upgradeable to two processors
----------------	-------------------------------

Memory Protection	Advanced memory protection
-------------------	----------------------------

Memory	Type	DDR3 Registered (RDIMM) or Unbuffered (UDIMM)
	Standard (per server tray)	6GB (3 x 2GB) UDIMMs
	Maximum (RDIMM) (per server tray)	192GB (12 x 16GB) for Registered Memory configurations
	Maximum (UDIMM) (per server tray)	48GB (12 x 4GB) for Unbuffered Memory configurations
	NOTE: Depending on the memory configuration and processor model, the memory speed may run at 1333MHz, 1066MHz, or 800MHz. Please see the Online Memory Configuration Tool at: www.hp.com/go/ddr3memory-configurator .	
	NOTE: Kits described as LP include Low Power DIMMs. For more information on ProLiant Energy Efficient Features, see: www.hp.com/go/proliant-energy-efficient .	

Network Controller	HP NC362i Integrated Dual Port Gigabit Server Adapter
--------------------	---

NOTE: Up to two available PCI Express 2.0 slots: Optional Slot 1: low-profile x16 PCI-Express 2.0 and Optional Slot 2: low-profile internal only x4 PCI-Express 2.0.

Slot #	Technology	Bus Width	Connector Width*	Bus Number*	Device No.**	Form Factor	Notes
1	PCI-Express 2.0	x16	x16	1	0	Low Profile	3.3 volts

NOTE: All slots can accept universal keyed PCI cards.

* Default bus assignment. Inserting cards with PCI bridges may alter the actual bus assignment number.

** Slots are enumerated differently based on OS. MS OS's enumerate from lowest to highest Device ID by bus (starting with the lowest bus).



Standard Features

Storage Controller	HP Embedded Smart Array B110i SATA RAID Controller (RAID 0, 1, 10) NOTE: To enable RAID on Embedded SATA, use the HP Smart Array B110i SATA Raid controller, To enable use of the B110i, enter the ROM based setup utility(RBSU). The option for enabling RAID can be found in the advanced section of the RBSU. For additional details www.hp.com/go/SATARAID NOTE: Transfer rate: 3.0 Gb/s SATA NOTE: A HP Smart Array controller is required for SAS Hard Drives NOTE: An external diskette drive, USB floppy drive key or virtual FDD using LO100 Advanced Pack is needed to install storage controller drivers during a Windows operating system installation from a CD.
---------------------------	---

Internal Storage Devices	Diskette Drives	Via USB only
	Optical Drives	DVD-ROM / DVD RW drives via USB only NOTE: External support only.
	Hard Drives	None standard
	Drive Bays	Up to 2 Non-hot plug SATA or SAS 3.5" drives Up to 4 Non-hot plug SATA, SAS, or SSD 2.5" drives (requires SFF drive cage)

Maximum Internal Storage	Non-Hot Plug SATA 3.5"	4.0TB	2 x 2TB
	Non-Hot Plug SATA 2.5"	2.0TB	4 x 500GB
	Non-Hot Plug SAS 3.5"	4.0TB	2 x 2TB
	Non-Hot Plug SAS 2.5"	2.4TB	4 x 600GB
	Non-Hot Plug SSD 2.5"	480GB	4 x 120GB

Interfaces	Serial	1
	Parallel	None
	Network RJ-45	2 10/100/1000 NIC ports (plus 1 optional dedicated port for the HP ProLiant Lights Out 100i Remote Management)
	Keyboard	0 (via USB only)
	Pointing Device (Mouse)	0 (via USB only)
	Graphics	1
	Management	1 Optional Dedicated LO100i Management Port
	Health LED	1 front per server node
	Power	1 front per server node
	UID	1 front per server node
	USB	3 (two front, one internal) NOTE: In order to connect a USB device internally, the internal USB Cable G6 Kit must be used (536769-B21)



Standard Features

Industry Standard Compliance	ACPI V2.0 Compliant PCI 2.2 Compliant PXE Support WOL Support Microsoft® Logo certifications IPMI 2.0 DCMI 1.0 SMASH CLP compliant
------------------------------	---

Server Power Cords

One 6' Highline (IEC-IEC) power cord ships standard

NOTE: HP ProLiant DL and SL servers no longer ship standard with NEMA power cords (163719-002) that allow connection to 110V US wall outlets in a home or office. ProLiant DL servers are primarily connected to PDU's in data center racks so they now ship standard with only a PDU power cord (416151-B21). If a user wishes to power a ProLiant DL server using a 110V receptacle (NEMA-15), the NEMA power cord must be ordered separately.

If customers require a local power cord, they can check the power cord matrix for the appropriate cord. Please see the following power cord matrix: <http://www.hp.com/go/powercordmatrix>.

Common Slot Power Supplies

HP has a new design for ProLiant power-supplies. The new Common Slot (CS) Power Supply provides the customer with commonality in power supplies across multiple platforms to save on the cost of spares and allows HP to offer multiple power solutions to fit the customers' needs. Many HP ProLiant Servers come with or are compatible with high-efficiency power without degrading performance of the ProLiant server. Power Supplies have efficiency ratings up to 94%. There are five right size power options to choose from depending on the configuration of your server. To make sure you select the correct power supply to meet your configuration, please use the HP Power Advisor at: www.hp.com/go/hppoweradvisor. All HP Common Slot power sources are UL, CE Mark Compliant, Hot Plug and Redundant.

It is highly recommended that you use the HP Power Calculator in defining the "Right-Size" power supply for your needs.

The HP ProLiant Common Slot Power supplies meet multiple Energy Efficiency Initiatives: Climate Savers Computing Initiative GOLD and ECOS Consulting 80PLUS GOLD for the 460w and 750w Power Supplies and Climate Savers Computing Initiative PLATINUM, ECOS Consulting 80PLUS PLATINUM for 1200w Power Supply. HP worked with the EPA on developing an ENERGY STAR Computer Server specification and we now offer models that meet the requirements. Please visit the ENERGY STAR website at: www.energystar.gov for a list of qualified platforms.

Optional power supplies can be purchased through power supply option kits (see Power Supply Options for part numbers).

System Fans

3 system fans ship standard in z6000 chassis

Required Cabling

For required cabling information, refer to the HP Web site at: www.hp.com/servers/sl160z.



Standard Features

Operating Systems and Virtualization Software Support for ProLiant Servers

Microsoft Windows Server
Microsoft Windows Server Hyper-V
Microsoft HPC Server 2008
Red Hat Enterprise Linux (RHEL)
SUSE Linux Enterprise Server (SLES)
Solaris
VMware ESX
Citrix Essentials for XenServer

NOTE: For more information on HP's Certified and Supported ProLiant Servers for OS and Virtualization Software and latest listing of software drivers available for your server, please visit our Support Matrix at: <http://www.hp.com/go/ossupport>

Graphics 32MB shared supporting 1600x1200x16M resolution

Form Factor HP ProLiant z6000 G6 Chassis - 2U Chassis
NOTE: Can support two SL160z server trays in the 2U chassis.
HP ProLiant SL160z G6 Server - 1U server tray

Embedded Manageability HP LO100 Advanced HP Lights-Out 100 with Optional LO100 Advanced Licenses for Virtual KVM and Virtual Media.

Standard Features:

- Embedded IPMI reporting
- System event log access
- Remote Serial console (serial redirection)
- Browser, Telnet access
- SMASH-CLP compliant
- IPMI 2.0 compliant
- DCMI 1.0 compliant
- Secure Socket Layer Encryption
- Secure Shell Encryption

Licensed Features:

- Virtual media (Floppy, CD, USB 2.0) with Advanced Licenses
 - Virtual KVM with Advanced License
-

Security Power-on password
Setup password
Diskette boot control
Secure Sockets Layer (SSL)
Secure Shell (SSH)



Standard Features

Warranty

This product is covered by a global limited warranty and supported by HP Services and a worldwide network of HP Authorized Channel Partners. Hardware diagnostic support and repair is available for one year from date of purchase. Support for software and initial setup is available for 90 days from date of purchase. Enhancements to warranty services are available through HP Care Pack services or customized service agreements. Hard drives have either a one year or three year warranty.

NOTE: Server Warranty includes 1 year Parts, 1 year labor, and 1 year on-site service. Warranty repairs may be accomplished through the use of Customer Self Repair (CSR) parts. These parts fall into two categories: 1) Mandatory CSR parts are designed for easy replacement. A travel and labor charge will result when customers decline to replace a Mandatory CSR part; 2) Optional CSR parts are also designed for easy replacement but may involve added complexity. Customers may choose to have HP replace Optional CSR parts at no charge. Additional information regarding worldwide limited warranty and technical support is available at:

<http://h18004.www1.hp.com/products/servers/platforms/warranty/index.html>.



Optional Features

HP Insight management software	HP Insight Control for Linux	<p>HP Insight Control for Linux (IC-Linux), as a product option, delivers essential lifecycle management that can help save time and money by integrating discovery, server deployment, firmware updates & provisioning, health & performance management, remote management, and virtualization. This makes it easy to optimize your IT infrastructure through a single, simple management console. The IC-Linux suite installs and licenses software modules that are integrated into HP System Insight Manager (HP SIM).</p> <p>HP Insight Control for Linux serves environments requiring a Linux-based management console. See www.hp.com/go/ic-linux.</p> <p>HP Insight Control for Linux includes one year of 24 x 7 HP Software Technical Support and Update Service ensuring rapid access to HP support staff and proactive delivery of software updates. For more information about this service, please visit: http://www.hp.com/services/insight</p>
Core Infrastructure Management	HP Systems Insight Manager	<p>HP Systems Insight Manager (HP SIM) provides a unified, secure and extensible standards-based environment to centrally manage servers, storage and other infrastructure devices, (both HP and non-HP) across multiple operating system platforms.</p>
	Insight Management Agents	<p>For additional information, please see: http://www.hp.com/go/insight.</p> <p>HP Insight Management Agents and Insight Management Providers are available for HP Systems Insight Manager (SIM) Integration.</p> <p>ProLiant 100-series G6 servers can use the same SNMP based Insight Management Agents supported by other ProLiant servers. As a result, administrators can use HP Systems Insight Manager (SIM) 5.3 and greater to manage ProLiant 100-series G6 servers. Administrators can also use any other SNMP- based management tool. These agents are obtained as part of the ProLiant 100-series model-specific "Easy Set-up" CDs, or through http://www.hp.com/servers/easysetup</p>
	Easy Set-up CD	<p>The following capabilities are enabled on the 100-series G6 servers by the SNMP agents:</p> <ul style="list-style-type: none">• Health monitoring capabilities, including monitoring for drives, fans, network, power supplies, and temperature• Alerting capabilities, including basic alert notification for Smart Array drive pre-failure only• Performance monitoring capabilities providing information on processor, memory, disk free space, network utilization <p>For additional information, please see: http://www.hp.com/go/insight</p> <p>The HP ProLiant Easy Set-up CDs and ISO image downloads offer Assisted and Manual single server installation, setup, and deployment capability. Capabilities provided are:</p> <ul style="list-style-type: none">• AutoRun• Assisted Installation Microsoft Windows 2003 Server and Microsoft



Optional Features

	<p>Windows 2008 Server.</p> <ul style="list-style-type: none">● OS and SW available for Manual Installation are listed on each servers' QuickSpecs
SmartStart Scripting Toolkit (SSSTK)	<p>The SmartStart Scripting Toolkit is a server deployment product that delivers an unattended automated installation for high-volume server deployments. The SmartStart Scripting Toolkit includes a set of utilities for configuring and deploying servers in a customized, predictable, and unattended manner. These utilities enable you to duplicate the configuration of a source server on target servers with minimum user interaction.</p> <p>The Toolkit is designed for IT experts with experience in scripting operating system installations and configuring ProLiant server hardware.</p> <p>For additional information, please see: http://h18004.www1.hp.com/products/servers/management/toolkit/index.html</p>
Subscriber's Choice	<p>Subscriber's Choice Driver and Support Alerts/Notifications is a web-based email subscription service that provides software and driver change notifications for ProLiant products. Sign up at: http://www.hp.com/go/subscriberschoice and customize your profile to receive various new alerts as they become available, on a weekly or monthly basis.</p>
ROMPaq, software and latest drivers	<p>The latest software, drivers, and firmware fully optimized and tested for your ProLiant server and options; downloaded from Software and Drivers download pages website at: http://www.hp.com/go/support and from www.hp.com/servers/easysetup. Contains the following:</p> <ul style="list-style-type: none">● HP Insight Management Agents for Systems Insight Manager (SIM) Integration● HP Systems Management Homepage● Array Configuration Utility (ACU)● Array Diagnostics Utility (ADU)● HP Insight Diagnostics

Optional Features

High Performance Clusters	HP Cluster Platforms	HP Cluster Platforms are specifically engineered, factory-integrated large-scale ProLiant clusters optimized for High Performance Computing, with a choice of servers, networks and software. Operating system options include specially priced offerings for Red Hat Enterprise Linux and Novell SLES, as well as Microsoft Windows HPC Server. A Cluster Platform Configurator simplifies ordering. http://www.hp.com/go/clusters
	HP HPC Interconnects	High Performance Computing (HPC) interconnect technologies are available for this server as part of the HP Cluster Platform portfolio. These high-speed InfiniBand and Gigabit interconnects are fully supported by HP when integrated within an HP cluster. Flexible, validated solutions can be defined with the help of configuration tools. http://www.hp.com/techservers/clusters/ucp/index.html
	HP Cluster Management Utility	HP Cluster Management Utility (CMU) is an HP-licensed and HP-supported suite of tools that are used to manage large-scale Linux ProLiant systems. CMU includes software for the centralized provisioning, management and monitoring of nodes. CMU makes the administration of clusters user friendly, efficient, and effective. http://www.hp.com/go/cmu
	HP HPC Linux Value Pack	HP HPC Linux Value Pack (Value Pack) is an HP-licensed and HP-supported specially priced software bundle for the development and deployment of applications on HPC Cluster Platforms. Value Pack includes the Platform HPC Enterprise Edition suite of tools including the LSF workload scheduler, the HP-MPI parallelization library. Also included are the HP Unified Parallel C compiler and the HP Shmem library, as well as the execution environments for the libraries and compiler. HP HPC Linux Value Pack

Factory Express Portfolio for Servers and Storage

HP Factory Express offers configuration, customization, integration and deployment services for HP servers and storage products. Customers can choose how their factory solutions are built, tested, integrated, shipped and deployed.

Factory Express offers service packages for simple configuration, racking, installation, complex configuration and design services as well as individual factory services, such as image loading, asset tagging, and custom packaging. HP products supported through Factory Express include a wide array of servers and storage: HP Integrity, HP ProLiant, HP ProLiant Server Blades, HP BladeSystem, HP 9000 servers as well as the MSAxxx, VA7xxx, EVA, XP, rackable tape libraries and configurable network switches.

For more information on Factory Express services for your specific server model please contact your sales representative or go to: <http://www.hp.com/go/factory-express>.

HP Enterprise Configurator

The HP eConfigure Enterprise Configurator now provides factory default racking for our HP hardware portfolio. This approach is aligned with our strategic direction to meet the needs and expectations of our valued customers. If you require "custom" rack configuration, please contact HP's Customer Business Center or an Authorized Partner for assistance. <http://www.hp.com/products/configurator>



Service and Support

NOTE: HP Care Pack services are offered at enclosure level only.

Service and Support

HP Technology Services for Industry Standard Servers and BladeSystem

Capitalizing on HP ProLiant server and HP BladeSystem capabilities requires a service partner who understands your increasingly complex business technology environment. That's why it makes sense to team up with the people who know HP infrastructure hardware and software best - the experienced professionals at HP Services.

What HP ProLiant and BladeSystem Services can do for you

HP ProLiant and BladeSystem Services can help you design, deploy, test, integrate, support, and manage IT and infrastructure solutions. This way, HP proposes services solutions that include more than just uplift of base warranty. You can get the support you need by choosing from one of a number of service packaged solutions we have designed to address wider set of customer support needs:

HP Technology Services meets business challenges with services offered in three packages - **Optimized Care Package, Standard Care Package, and Basic Care Package** - available for each product group. Such packaged solutions enable customers to optimize technology operations, minimize risk and drive better business outcomes with easy-to-buy, easy-to-use scalable support packages for servers, storage, networking and software.

Optimized Care

Optimized Care Package: Supports maintaining servers at optimum performance availability

HP ProLiant Server Hardware Installation

Provides for the basic hardware installation of HP branded servers, storage devices and networking options to assist you in bringing your new hardware into operation in a timely and professional manner <http://h20195.www2.hp.com/V2/GetPDF.aspx/5981-9356EN>

HP Installation and Startup for Insight Control Software

Provides for the deployment and basic configuration of HP Insight Control on HP ProLiant ML and DL series servers or HP BladeSystem servers <http://h20195.www2.hp.com/v2/GetPDF.aspx/4AA0-9972ENW.pdf>

3-Year HP Critical Advantage

Provides end-to-end infrastructure support solution for business critical applications running on virtualized/x86 infrastructures, enabling the customers to cost effectively build, operate, and continuously improve their IT environment

<http://h20195.www2.hp.com/V2/GetDocument.aspx?docname=4AA3-1772ENW>

Additional Services: Data Center Transformation Service



Service and Support

Standard Care

Standard Care Package: Package that maintains high level of server availability

HP ProLiant Server Hardware Installation

Provides for the basic hardware installation of HP branded servers, storage devices and networking options to assist you in bringing your new hardware into operation in a timely and professional manner
<http://h20195.www2.hp.com/v2/GetPDF.aspx/5981-9356EN>

HP Installation and Startup for Insight Control Software

Provides for the deployment and basic configuration of HP Insight Control on HP ProLiant ML and DL series servers or HP BladeSystem servers
<http://h20195.www2.hp.com/v2/GetPDF.aspx/4AA0-9972ENW.pdf>

3-Year HP 6 hour Hardware Support Onsite Call-to-Repair Service

Provides an IT manager with a team of support specialists who will quickly begin troubleshooting the system to help return the hardware to operating condition within 6 hours of the initial service request to the HP Global Solution Center
<http://h20195.www2.hp.com/v2/GetPDF.aspx/5982-6547EN.pdf>

3-Year , HP 24x7 Software Support for Insight Control

Provides for the deployment and basic configuration of HP Insight Control on HP ProLiant ML and DL series servers or HP BladeSystem servers
<http://h20195.www2.hp.com/v2/GetPDF.aspx/5981-6645EEE.pdf>

Additional Services: Software OS (Microsoft, Linux (SUSE/Red Hat) & VMware Installation & Start Up and Software Support); Microsoft or Linux or VMware education courses; +60 Proactive Select Credits

Basic Care

Basic Care Package: delivers minimum recommended support service level

HP ProLiant Server Hardware Installation

Provides for the basic hardware installation of HP branded servers, storage devices and networking options to assist you in bringing your new hardware into operation in a timely and professional manner
<http://h20195.www2.hp.com/v2/GetPDF.aspx/5981-9356EN>

HP Installation and Startup for Insight Control Software

Provides for the deployment and basic configuration of HP Insight Control on HP ProLiant ML and DL series servers or HP BladeSystem servers <http://h20195.www2.hp.com/v2/GetPDF.aspx/4AA0-9972ENW.pdf>

3-Year HP 24x7 4 hour Response, Hardware Support Onsite Service

Provides for the deployment and basic configuration of HP Insight Control on HP ProLiant ML and DL series servers or HP BladeSystem servers <http://h20195.www2.hp.com/v2/GetPDF.aspx/4AA0-9972ENW.pdf>

3-Year , HP 24x7 Software Support for Insight Control

Provides for the deployment and basic configuration of HP Insight Control on HP ProLiant ML and DL series servers or HP BladeSystem servers
<http://h20195.www2.hp.com/v2/GetPDF.aspx/5981-6645EEE.pdf>

Additional Services: Software OS (Microsoft, Linux (SUSE/Red Hat) & VMware Installation & Start Up and Software Support); +30 Proactive Select Credits, Factory Express



Service and Support

Insight Remote Support The packages include HP Insight Remote Support that uses proven technology to deliver secure, reliable 24x7 remote monitoring, diagnoses, and problem resolution. It is available at no additional cost to all warranty, HP Care Pack Service, and service agreement customers.

For more information To learn more on HP ProLiant servers and HP BladeSystem servers, please contact your HP sales representative or HP Authorized Channel Partner. Or visit: <http://www.hp.com/services/proliant>



Configuration Information - Factory Integrated Models

NOTE: This section lists some of the steps required to configure a Factory Integrated Model. To ensure only valid configurations are ordered, HP recommends the use of an HP approved configurator. Contact your local sales representative for information on configurable product offerings and requirements.

NOTE: Configure-to-order (CTO) servers must start with a CTO Chassis.

NOTE: FIO indicates that this option is only available as a factory installable option.

Step 1: Base Configuration (choose one from each list unless otherwise noted)

HP Chassis	HP ProLiant z6000 G6 2U Configure-to-order Chassis NOTE: ships with 2U chassis and 3 fans.	538080-B21
HP Server Node	HP ProLiant SL160z G6 Configure-to-order Server NOTE: It is required that 2 server trays be purchased. NOTE: Each SL160z tray has 1 system board.	570145-B21
HP Rail Kits	HP ProLiant z6000 G6 2U rail kit NOTE: 2U rail kit used for HP or 3rd part racks - allows addition of one z6000 chassis at a time.	570226-B21
HP Power Supplies	NOTE: Prior to making a power supply selection it is highly recommended that the HP Power Advisor is run to determine the right size power supply for your server configuration. The HP Power Advisor is located at: www.hp.com/go/hppoweradvisor	
	HP 460W Common Slot Gold Hot Plug Power Supply Kit	503296-B21
	HP 460W Common Slot Platinum Hot Plug Power Supply Kit	593188-B21
	HP 750W Common Slot Gold Hot Plug Power Supply Kit	512327-B21
	HP 750W Common Slot Platinum Hot Plug Power Supply Kit	593831-B21
	HP 1200W Common Slot Silver Hot Plug Power Supply Kit	500172-B21
	HP 1200W Common Slot Platinum Hot Plug Power Supply Kit	578322-B21

Step 2: Choose Required Server Node Options (only one of the following from each list unless otherwise noted)

HP Processors	NOTE: If 2 processors are desired, select one xxxx-L21 and one xxxxx-B21.	
	Six-Core Processors	
	HP SL160z G6 Intel® Xeon® X5680 (3.33GHz/6-core/12MB/130W) FIO Processor Kit	591892-L21
	HP SL160z G6 Intel® Xeon® X5670 (2.93GHz/6-core/12MB/95W) FIO Processor Kit	591896-L21
	HP SL160z G6 Intel® Xeon® X5660 (2.80GHz/6-core/12MB/95W) FIO Processor Kit	591898-L21
	HP SL160z G6 Intel® Xeon® X5650 (2.66GHz/6-core/12MB/95W) FIO Processor Kit	591900-L21
	Quad-Core Processors	
	HP SL160z G6 Intel® Xeon® E5640 (2.66GHz/4-core/12MB/80W) FIO Processor Kit	591906-L21
	HP SL160z G6 Intel® Xeon® E5630 (2.53GHz/4-core/12MB/80W) FIO Processor Kit	591902-L21
	HP SL160z G6 Intel® Xeon® E5620 (2.40GHz/4-core/12MB/80W) FIO Processor Kit	591904-L21



Configuration Information - Factory Integrated Models

HP SL160z G6 Intel® Xeon® L5640 (2.26GHz/6-core/12MB/60W) FIO Processor Kit	591912-L21
HP SL160z G6 Intel® Xeon® L5630 (2.13GHz/4-core/12MB/40W) FIO Processor Kit	591923-L21
HP SL160z G6 Intel® Xeon® E5506 (2.13GHz/4-core/4MB/80W) FIO Processor Kit	591908-L21
Dual-Core Processors	
HP SL160z G6 Intel® Xeon® E5503 (2.0GHz/2-core/4MB/80W) FIO Processor Kit	591910-L21

HP Memory

Registered DIMMs (RDIMMs)

HP 2GB (1x2GB) Dual Rank x8 PC3-10600 (DDR3-1333) Registered CAS-9 Memory Kit	500656-B21
HP 4GB (1x4GB) Dual Rank x4 PC3-10600 (DDR3-1333) Registered CAS-9 Memory Kit	500658-B21
HP 4GB (1x4GB) Quad Rank x8 PC3-8500 (DDR3-1066) Registered CAS-7 Low Power Memory Kit	500660-B21
HP 4GB (1x4GB) Single Rank x4 PC3-10600 (DDR3-1333) Registered CAS-9 Memory Kit	593339-B21
HP 4GB (1x4GB) Single Rank x4 PC3L-10600 (DDR3-1333) Registered CAS-9 Low Power Memory Kit	604504-B21
NOTE: Low Voltage DIMMs can only be used with Intel® Xeon® processor 5600 series processors.	
HP 8GB (1x8GB) Dual Rank x4 PC3-10600 (DDR3-1333) Registered CAS-9 Memory Kit	500662-B21
HP 8GB (1x8GB) Dual Rank x4 PC3L-10600 (DDR3-1333) Registered CAS-9 Low Power Memory Kit	604506-B21
NOTE: Low Voltage DIMMs can only be used with Intel® Xeon® processor 5600 series processors.	
HP 16GB (1x16GB) Quad Rank x4 PC3-8500 (DDR3-1066) Registered CAS-7 Memory Kit	500666-B21
HP 16GB (1x16GB) Dual Rank x4 PC3L-10600 (DDR3-1333) Registered CAS-9 LP Memory Kit	627812-B21

Unbuffered with ECC DIMMs (UDIMMs)

NOTE: Maximum 12 DIMMs supported per node.

HP 1GB (1x1GB) Single Rank x8 PC3-10600 (DDR3-1333) Unbuffered CAS-9 Memory Kit	500668-B21
HP 2GB (1x2GB) Dual Rank x8 PC3-10600 (DDR3-1333) Unbuffered CAS-9 Memory Kit	500670-B21
HP 4GB (1x4GB) Dual Rank x8 PC3-10600 (DDR3-1333) Unbuffered CAS-9 Memory Kit	500672-B21

NOTE: All DDR3 memory option kits consist of one DIMM per kit. For detailed memory configuration rules and guidelines, please use the Online DDR3 Memory Configuration Tool: www.hp.com/go/ddr3memory-configurator.

NOTE: Kits described as LP include Low Power DIMMs. For more information on ProLiant Energy Efficient Features, see: www.hp.com/go/proliant-energy-efficient.

NOTE: There is a maximum support limitation of 8 ranks per memory channel (maximum of 2 quad rank DIMMs per channel)



Configuration Information - Factory Integrated Models

NOTE: PC3L is a low voltage memory

Step 3: Choose Additional Factory Integratable Options

HP Storage Controllers	HP Smart Array P212/256 BBWC 1-ports Int/1-ports Ext PCIe x8 FIO SAS Controller	491191-B21
	NOTE: HP P212 SAS 4HDD Cable Kit is required when adding SAS hard drives using the P212 controller (574001-B21)	
	NOTE: HP z6000 BBWC HDWR KIT is required when adding BBWC (582653-B21)	
	HP Smart Array P410/ZM 2-ports Int PCIe x8 FIO SAS Controller	462860-B21
	NOTE: HP P410 SAS 4HDD Cable Kit is required when adding SAS hard drives using the P410 controller (583997-B21)	
	HP Smart Array P410/256 BBWC 2-ports Int PCIe x8 FIO SAS Controller	491195-B21
	NOTE: HP P410 SAS 4HDD Cable Kit is required when adding SAS hard drives using the P410 controller (583997-B21)	
	NOTE: HP z6000 BBWC HDWR KIT is required when adding BBWC (582653-B21)	
	HP Smart Array P411/256 BBWC 2-ports Ext PCIe x8 FIO SAS Controller	491193-B21
	NOTE: HP z6000 BBWC HDWR KIT is required when adding BBWC (582653-B21)	

HP Insight Software	HP Insight Control for Linux including 1yr 24x7 Support ML/DL Bundle 1 Server FIO License	TC203A
---------------------	---	--------

Step 4: Choose Additional Options for Factory Integration

NOTE: For additional options, please refer to the "Core Options" and "Additional Options" section below.



Core Options

NOTE: Some options may not be integrated at the factory. To ensure only valid configurations are ordered, HP recommends the use of an HP approved configurator. Contact your local sales representative for additional information.

HP Unique Options	HP Dedicated Management Port Kit	516006-B21
	HP SL160z G6 X4 PCI-E Riser Kit	571408-B21
	HP SL160/170 G6 x16 Input/Output Riser Kit	574806-B21
	HP Internal USB Cable G6 Kit	536769-B21
	HP z6000 P212 SAS 4 Hard Drive Power Cable Kit	574001-B21
	NOTE: This is required when adding SAS hard drives using the P212 controller.	
	NOTE: This is required when adding more than two 2.5" hard drives.	
	HP SL160/170 G6 Power Cable Kit	574005-B21
	NOTE: This is needed when adding more than six 2.5" hard drives.	
	HP z6000 Battery Back Write Cache Hardware Kit	582653-B21
	NOTE: This is required when adding BBWC.	
	HP z6000 Small Form Factor 2 Drive Cage Kit	582657-B21
	NOTE: This is required when adding SFF (2.5") SSD or hard drives.	

HP Processor

Six-Core Processors

HP SL160z G6 Intel® Xeon® X5680 (3.33GHz/6-core/12MB/130W) Processor Kit	591892-B21
HP SL160z G6 Intel® Xeon® X5670 (2.93GHz/6-core/12MB/95W) Processor Kit	591896-B21
HP SL160z G6 Intel® Xeon® X5660 (2.80GHz/6-core/12MB/95W) Processor Kit	591898-B21
HP SL160z G6 Intel® Xeon® X5650 (2.66GHz/6-core/12MB/95W) Processor Kit	591900-B21

Quad-Core Processors

HP SL160z G6 Intel® Xeon® E5640 (2.66GHz/4-core/12MB/80W) Processor Kit	591906-B21
HP SL160z G6 Intel® Xeon® E5630 (2.53GHz/4-core/12MB/80W) Processor Kit	591902-B21
HP SL160z G6 Intel® Xeon® E5620 (2.40GHz/4-core/12MB/80W) Processor Kit	591904-B21
HP SL160z G6 Intel® Xeon® L5640 (2.26GHz/6-core/12MB/60W) Processor Kit	591912-B21
HP SL160z G6 Intel® Xeon® L5630 (2.13GHz/4-core/12MB/40W) Processor Kit	591923-B21
HP SL160z G6 Intel® Xeon® X5570 (2.93GHz/4-core/8MB/95W) Processor Kit	539214-B21
HP SL160z G6 Intel® Xeon® X5560 (2.80GHz/4-core/8MB/95W) Processor Kit	588189-B21
HP SL160z G6 Intel® Xeon® X5550 (2.66GHz/4-core/8MB/95W) Processor Kit	570804-B21
HP SL160z G6 Intel® Xeon® E5540 (2.53GHz/4-core/8MB/80W) Processor Kit	539212-B21
HP SL160z G6 Intel® Xeon® E5520 (2.26GHz/4-core/8MB/80W) Processor Kit	539200-B21
HP SL160z G6 Intel® Xeon® E5506 (2.13GHz/4-core/4MB/80W) Processor Kit	591908-B21
HP SL160z G6 Intel® Xeon® E5504 (2.00GHz/4-core/4MB/80W) Processor Kit	539198-B21
HP SL160z G6 Intel® Xeon® L5530 (2.40GHz/4-core/8MB/60W) Processor Kit	586599-B21
HP SL160z G6 Intel® Xeon® L5520 (2.26GHz/4-core/8MB/60W) Processor Kit	539202-B21
HP SL160z G6 Intel® Xeon® L5506 (2.13GHz/4-core/4MB/60W) Processor Kit	571696-B21

Dual-Core Processors

HP SL160z G6 Intel® Xeon® E5503 (2.0GHz/2-core/4MB/80W) Processor Kit	591910-B21
HP SL160z G6 Intel® Xeon® E5502 (1.86GHz/2-core/4MB/80W) Processor Kit	571694-B21

NOTE: HT indicates that the processor model supports Intel® Hyper-Threading Technology.



Core Options

NOTE: Turbo indicates the maximum potential frequency increment when using Intel® Turbo Boost Technology, with 4, 3, 2, and 1 cores active.

NOTE: DDR3 speed is the maximum memory speed of the processor. Actual memory speed may depend on the quantity and type of DIMMs installed.

NOTE: For the Intel 5500 Series, the letter preceding the model number indicates the performance/wattage of the processor. "X" denotes High Performance/Wattage; "E" denotes Enterprise Performance/Wattage (Mainstream); and "L" denotes Lower Wattage.

NOTE: Existing SL products cannot be upgraded with 130watt processors, new purchase only

HP Memory

Registered DIMMs (RDIMMs)

HP 2GB (1x2GB) Dual Rank x8 PC3-10600 (DDR3-1333) Registered CAS-9 Memory Kit 500656-B21

HP 4GB (1x4GB) Dual Rank x4 PC3-10600 (DDR3-1333) Registered CAS-9 Memory Kit 500658-B21

HP 4GB (1x4GB) Quad Rank x8 PC3-8500 (DDR3-1066) Registered CAS-7 Low Power Memory Kit 500660-B21

HP 4GB (1x4GB) Single Rank x4 PC3-10600 (DDR3-1333) Registered CAS-9 Memory Kit 593339-B21

HP 4GB (1x4GB) Single Rank x4 PC3L-10600 (DDR3-1333) Registered CAS-9 Low Power Memory Kit 604504-B21

NOTE: Low Voltage DIMMs can only be used with Intel® Xeon® processor 5600 series processors.

HP 8GB (1x8GB) Dual Rank x4 PC3-10600 (DDR3-1333) Registered CAS-9 Memory Kit 500662-B21

HP 8GB (1x8GB) Dual Rank x4 PC3L-10600 (DDR3-1333) Registered CAS-9 Low Power Memory Kit 604506-B21

NOTE: Low Voltage DIMMs can only be used with Intel® Xeon® processor 5600 series processors.

HP 16GB (1x16GB) Quad Rank x4 PC3-8500 (DDR3-1066) Registered CAS-7 Memory Kit 500666-B21

HP 16GB (1x16GB) Dual Rank x4 PC3L-10600 (DDR3-1333) Registered CAS-9 LP Memory Kit 627812-B21

Unbuffered with ECC DIMMs (UDIMMs)

NOTE: Maximum 12 DIMMs supported per node.

HP 1GB (1x1GB) Single Rank x8 PC3-10600 (DDR3-1333) Unbuffered CAS-9 Memory Kit 500668-B21

HP 2GB (1x2GB) Dual Rank x8 PC3-10600 (DDR3-1333) Unbuffered CAS-9 Memory Kit 500670-B21

HP 4GB (1x4GB) Dual Rank x8 PC3-10600 (DDR3-1333) Unbuffered CAS-9 Memory Kit 500672-B21

NOTE: All DDR3 memory option kits consist of one DIMM per kit. For detailed memory configuration rules and guidelines, please use the Online DDR3 Memory Configuration Tool: www.hp.com/go/ddr3memory-configurator.

NOTE: Kits described as LP include Low Power DIMMs. For more information on ProLiant Energy Efficient Features, see: www.hp.com/go/proliant-energy-efficient.

NOTE: There is a maximum support limitation of 8 ranks per memory channel



Core Options

(maximum of 2 quad rank DIMMs per channel)

NOTE: PC3L is a low voltage memory.

HP Hard Drives

NOTE: Transfer rates of drives are dependent on the maximum transfer rate supported by the HBA or Controller. Refer to the HBA or Controller technical specifications for details.

NOTE: Hard drives have either a one year or three year warranty.

NOTE: The hard drives use a quick release carrier.

NOTE: One 2 Drive SFF Drive Cage (582657-B21) is required when installing 2 SFF drives

NOTE: When adding SAS one of the following cable kits needs to be ordered depending on which SAS controller installing - HP P212 SAS 4HDD Cable Kit 574001-B21 or HP P410 SAS 4HDD Cable Kit 583997-B21.

SAS Hot Plug LFF (3.5-inch) Enterprise (ENT) Drives - with quick-release (QR) carrier

HP 600GB 6G SAS 15K rpm LFF (3.5-inch) Quick-release Dual Port Enterprise 3yr Warranty Hard Drive 574758-B21

HP 300GB 6G SAS 15K rpm LFF (3.5-inch) Quick-release Dual Port Enterprise 3yr Warranty Hard Drive 585980-B21

SAS Hot Plug SFF (2.5-inch) Enterprise (ENT) Drives - with quick-release (QR) carrier

HP 300GB 6G SAS 10K rpm SFF (2.5-inch) Quick-release Dual Port Enterprise 3yr Warranty Hard Drive 574879-B21

SAS Hot Plug LFF (3.5-inch) Midline (MDL) Drives - with quick-release (QR) carrier

HP 2TB 6G SAS 7.2K rpm LFF (3.5-inch) Quick-release Dual Port Midline 1yr Warranty Hard Drive 574761-B21

SATA Hot Plug LFF (3.5-inch) Midline (MDL) Drives - with quick-release (QR) carrier

HP 2TB 3G SATA 7.2K rpm LFF (3.5-inch) Quick-release Midline 1yr Warranty Hard Drive 574755-B21

HP 1TB 3G SATA 7.2K rpm LFF (3.5-inch) Quick-release Midline 1yr Warranty Hard Drive 574025-B21

HP 500GB 3G SATA 7.2K rpm LFF (3.5-inch) Quick-release Midline 1yr Warranty Hard Drive 574023-B21

SATA Hot Plug SFF (2.5-inch) Midline (MDL) Drives - with quick-release (QR) carrier

HP 500GB 3G SATA 7.2K rpm SFF (2.5-inch) Quick-release Midline 1yr Warranty Hard Drive 574953-B21

NOTE: HP P212 SAS 4HDD Cable Kit (574001-B21) is needed when adding more than two 2.5" hard drives.



Core Options

HP Networking	Gigabit Ethernet Adapters	
	HP NC112T PCI Express Gigabit Server Adapter	503746-B21
	HP NC360T PCI-E Dual Port Gigabit Server Adapter	412648-B21
	HP NC364T PCI-E Quad Port Gigabit Server Adapter	435508-B21
	HP NC365T 4-port Ethernet Server Adapter	593722-B21
	HP NC373F PCI-E Multifunction 1000SX Gigabit Svr Adapter	394793-B21
	HP NC373T PCI-E Multifunction Gigabit Server Adapter	394791-B21
	HP NC375T PCI Express Quad Port Gigabit Server Adapter	538696-B21
	HP NC382T PCI Express Dual Port Multifunction Gigabit Server Adapter	458492-B21
	10 Gigabit Ethernet Adapters	
NOTE: No more than two 10GbE I/O devices are supported in a single ProLiant server.		
NOTE: A minimum of two Gigabytes (2 GB) of server memory is required per each adapter.		
NOTE: Direct Attach Cable (DAC) for copper environments or fiber transceivers and cables for fiber-optic environments must be purchased separately		
	HP NC522SFP Dual Port 10GbE Gigabit Server Adapter	468332-B21
	HP NC523SFP 10Gb 2-port Server Adapter	593717-B21
	HP NC550SFP Dual Port 10GbE Server Adapter	581201-B21
	HP NC552SFP 10Gb 2-port Ethernet Server Adapter	614203-B21
NOTE: Please see the QuickSpecs for Technical Specifications and additional information: www.hp.com/go/ProLiantNICs .		
	HP 10 GbE PCI-e G2 Dual Port Network Interface Card	516937-B21
<hr/>		
HP InfiniBand	HP InfiniBand 4X DDR PCI-E Dual Port HCA	448397-B21
	HP InfiniBand 4X QDR ConnectX-2 PCIe G2 Dual Port HCA	592520-B21
	HP InfiniBand 4X DDR ConnectX-2 PCIe G2 Dual Port HCA	592521-B21
	QLogic InfiniBand 4X QDR PCI-E G2 Dual Port HCA	583211-B21
	NOTE: Please see the QuickSpecs for additional information: http://h18000.www1.hp.com/products/quickspecs/13078_div/13078_div.html	
<hr/>		
HP I/O Expansion Options	HP SL160/170 G6 x16 Input/Output Riser Kit	574806-B21
	HP SL160z G6 X4 PCI-E Riser Kit	571408-B21
<hr/>		



Core Options

HP Power Supplies

NOTE: Prior to making a power supply selection it is highly recommended that the HP Power Advisor is run to determine the right size power supply for your server configuration. The HP Power Advisor is located at: www.hp.com/go/hppoweradvisor

HP 460W Common Slot Gold Hot Plug Power Supply Kit	503296-B21
HP 460W Common Slot Platinum Hot Plug Power Supply Kit	593188-B21
HP 1200W Common Slot Silver Hot Plug Power Supply Kit	500172-B21
HP 750W Common Slot Platinum Hot Plug Power Supply Kit	593831-B21
HP 750W Common Slot Gold Hot Plug Power Supply Kit	512327-B21
HP 1200W Common Slot Platinum Hot Plug Power Supply Kit	578322-B21

NOTE: Option Kits contain optional power supply, an IEC power cable and PDU IEC cables.



Additional Options

NOTE: Some options may not be integrated at the factory. To ensure only valid configurations are ordered, HP recommends the use of an HP approved configurator. Contact your local sales representative for additional information.

HP Insight Software	HP Insight Control for Linux	
	HP Insight Control for Linux including 1yr 24x7 Support Electronic License	TC213AAE
	HP Insight Control for Linux including 1yr 24x7 Support Single Server License	TC209A
	HP Insight Control for Linux Media Kit	TC208A
	NOTE: Media pack DVD contains the ISO image for HP Insight Control for Linux, HP Systems Insight Manager, HP Insight Control power management, HP Insight Control virtual machine management, and an integrated installer. Servers must be acquired separately.	
	NOTE: Licenses ship without media. The Media Kit for Insight Control for Linux can be ordered separately, or can be downloaded at: http://www.hp.com/go/ic-linux (click on Download button).	
	NOTE: Electronic software is available in all countries except China and Japan. Customers in China and Japan should order the physical equivalent.	
	NOTE: Electronic and Flexible-Quantity licenses can be used to purchase multiple licenses with a single set of activation keys.	
	NOTE: For additional License Kits, including electronic licensing options, please see the QuickSpecs at: http://h18000.www1.hp.com/products/quickspecs/13019_div/13019_div.html	

HP Cluster Management Utility	HP Cluster Management Utility	
	HP Cluster Management Utility Compute Node Flexible License	QL803A
	NOTE: This part number can be used to purchase one certificate for multiple licenses with a single activation key. Each license is for one node (server). Customer will receive a printed end user license agreement and license entitlement certificate via physical shipment. The license entitlement certificate must be redeemed online in order to obtain a license key.	
	HP Cluster Management Utility License and Media	433257-B21
	NOTE: Order a minimum of one license per cluster to purchase media including software and documentation, which will be delivered to the customer, and also licenses CMU management. No license key is delivered or required.	
	NOTE: For additional license kits please see the QuickSpecs at: http://h18004.www1.hp.com/products/quickspecs/12612_div/12612_div.html	
	HP HPC Linux Value Pack	
	HP High Performance Computing Linux Value Pack 1 Processor Flexible License	TC293B
	NOTE: This part number can be used to purchase one certificate for multiple licenses with a single activation key. Each license is for one socket (a.k.a. processor). Customer will receive a printed end user license agreement and license entitlement certificate via physical shipment. The license entitlement certificate must be redeemed online in order to obtain a license key.	
	HP High Performance Computing Linux Value Pack Media Kit	TC294A
	NOTE: This part number can be used to purchase media including software and documentation, which will be delivered to the customer.	
	NOTE: For additional license kits please see the QuickSpecs at: http://h18004.www1.hp.com/products/quickspecs/13485_div/13485_div.html	



Additional Options

HP I/O Accelerator Options	HP 640GB Multi Level Cell PCIe ioDrive Duo for ProLiant Servers	600282-B21
	HP 1.28TB Multi Level Cell PCIe IO Accelerator	641027-B21

NOTE: Please see the [QuickSpecs for Technical Specifications](#) and additional information:
http://h18000.www1.hp.com/products/quickspecs/13587_div/13587_div.html
(Worldwide)

HP Security	HP Trusted Platform Module Option	488069-B21
-------------	-----------------------------------	------------

NOTE: The TPM (Trusted Platform Module) is a microcontroller chip that can securely store artifacts used to authenticate the server platform. These artifacts can include passwords, certificates and encryption keys. Windows® BitLocker™ Drive Encryption (BitLocker) is a data protection feature available in Windows Server® 2008. BitLocker leverages the enhanced security capabilities of a Trusted Platform Module (TPM) version 1.2. The TPM works with BitLocker to help protect user data and to ensure that a server running Windows Server 2008 has not been tampered with while the system was offline. For more information about TPM, including a white paper, go to: www.hp.com/go/TPM.

NOTE: ProLiant OS pre-installed units will come with the partition required for TPM deployment.

NOTE: The TPM key is unique to every TPM deployed server and must be retained. Misplacing or losing the key could result in data loss.

HP Storage Controllers	SAS Controllers	
	Smart Array P212 Controller	
	NOTE: HP P212 SAS 4HDD Cable Kit is required when adding SAS hard drives using the P212 controller (574001-B21)	
	HP Smart Array P212/ZM 1-ports Int/1-ports Ext PCIe x8 SAS Controller	462828-B21
	HP Smart Array P212/256 1-ports Int/1-ports Ext PCIe x8 SAS Controller	462834-B21
	Smart Array P410 Controller	
	NOTE: HP P410 SAS 4HDD Cable Kit is required when adding SAS hard drives using the P410 controller (583997-B21)	
	HP Smart Array P410/256 2-ports Int PCIe x8 SAS Controller	462862-B21
	HP Smart Array P410/512 BBWC 2-ports Int PCIe x8 SAS Controller	462864-B21
	HP Smart Array P410/512 FBWC 2-ports Int PCIe x8 SAS Controller	578230-B21
	HP Smart Array P410/1G FBWC 2-ports Int PCIe x8 SAS Controller	572532-B21
	Smart Array P411 Controller	
	HP Smart Array P411/256 2-ports Ext PCIe x8 SAS Controller	462830-B21
	HP Smart Array P411/512 BBWC 2-ports Ext PCIe x8 SAS Controller	462832-B21
	HP Smart Array P411/512 FBWC 2-ports Ext PCIe x8 SAS Controller	578229-B21
	HP Smart Array P411/1G FBWC 2-ports Ext PCIe x8 SAS Controller	572531-B21
	Optional Upgrades	
	NOTE: HP z6000 BBWC HDWR KIT is required when adding BBWC (582653-B21)	
	HP 256MB P-series Cache Upgrade	462968-B21
	NOTE: Supported on HP Smart Array P212 Controller only.	



Additional Options

HP 512MB P-Series Battery Backed Write Cache Upgrade NOTE: Supported on HP Smart Array P410 Controller and HP Smart Array P411 Controller only.	462967-B21
HP 650 mAh P-Series Battery NOTE: To enable BBWC on the 256MB cache. NOTE: Supported on HP Smart Array P212 Controller, HP Smart Array P410 Controller, and HP Smart Array P411 Controller only.	462969-B21
HP 1GB Flash Backed Cache	534562-B21
HP Smart Array Advanced Pack including 1yr 24x7 Technical Support and Updates Single Server License NOTE: This part number can be used to purchase a single license or to order multiple licenses with a single activation key. Customers will receive a license entitlement certificate via e-mail. The license entitlement certificate must be redeemed online or via fax in order to obtain the license activation key(s). Include one year of 24x7 HP Software Technical Support Services.	516471-B21
HP Smart Array Hot Plug Advance Pack for B110i w/1y 24x7 Supp Physical 1 Svr LTU NOTE: Please see the following QuickSpecs for Technical Specifications and additional information: http://h18000.www1.hp.com/products/quickspecs/13203_div/13203_div.html (Smart Array P212 Controller) http://h18000.www1.hp.com/products/quickspecs/13201_div/13201_div.html (Smart Array P410 Controller) http://h18000.www1.hp.com/products/quickspecs/13202_div/13202_div.html (Smart Array P411 Controller) http://h18000.www1.hp.com/products/quickspecs/13200_div/13200_div.html (Smart Array Advanced Pack) http://h18000.www1.hp.com/products/quickspecs/13495_div/13495_div.html (Smart Array Hot Plug Advance Pack for B110i)	TC421A
SCSI HBA HP SC11Xe Ultra320 Single Channel/ PCIe x4 SCSI Host Bus Adapter NOTE: Please see the following QuickSpecs for Technical Specifications and additional information: http://h18000.www1.hp.com/products/quickspecs/12566_div/12566_div.html (SC11Xe Host Bus Adapter)	412911-B21



Additional Options

HP Storage Options	Emulex Fibre Channel HBAs	
	HP 81E 8Gb Single Port PCI-e Fibre Channel Host Bus Adapter	AJ762A
	HP 82E 8Gb Dual Port PCI-e Fibre Channel Host Bus Adapter	AJ763A
	HP FC2142SR 4Gb PCIe Host Bus Adapter	A8002A
	HP FC2242SR 4Gb PCIe DC Host Bus Adapter	A8003A
	QLogic Fibre Channel HBAs	
	HP 81Q PCI-e Fibre Channel Host Bus Adapter	AK344A
	HP 82Q 8Gb Dual Port PCI-e Fibre Channel Host Bus Adapter	AJ764A
	HP FC1142SR 4Gb PCIe Host Bus Adapter	AE311A
	HP FC1242SR 4Gb PCIe DC Host Bus Adapter	AE312A
	Storage SCSI HBA	
	HP U320e SCSI Dual Channel Host Bus Adapter	AH627A
	NOTE: Recommended HBA for MSL SCSI Tape Library connect.	
	Converged Network Adapter	
	HP CN1100E Dual Port Converged Network Adapter	BK835A
HP CN1000E Dual Port Converged Network Adapter	AW520A	

HP Modular Smart Array	Disk Enclosures	
	HP D2600 Disk Enclosure	AJ940A
	HP D2700 Disk Enclosure	AJ941A
	NOTE: Please see the following QuickSpecs for Technical Specifications and additional information: http://h18000.www1.hp.com/products/quickspecs/13404_div/13404_div.html (Worldwide)	

HP Rail Options	HP SL Universal Switch Rail Kit	592774-B21
NOTE: This kit allows you to install HP or 3rd party switch in the same rack as SL6000.		



Additional Options

HP SL Advanced Power Manager

NOTE: The SL Advanced Power Manager is an optional rack level solution for the HP ProLiant SL6000 which enables server-level DC (or hardware) power on and off and server-level monitoring. In addition, the SL APM will automatically discover SL hardware components which are connected into the SL APM solution.

NOTE: The SL APM does not replace rack PDUs, but is designed to enable the utilization of basic, low cost, rack PDUs while providing the functionality of 'switched' PDUs which provide hardware power on/off of individual servers by turning off the AC power to the power supplies of a given server. Because the SL servers share power supplies to optimize power efficiency, using 'switched' PDUs to turn off the power supplies in the chassis will result in the loss of all servers in that chassis. The SL APM solves this by allowing server-level hardware power on/off of the DC power to the individual server motherboards.

HP SL Advanced Power Manager Kit 538084-B21

HP SL RJ45 Advanced Power Manager Option Module Kit 580212-B21

NOTE: 1 per SL APM Distribution module.

NOTE: Please see the UPS and PDU cable matrix's on the HP Power Protection and Management page. Under Power Cords, click on the "HP Power Cord Matrix" link. That link will list cable descriptions, requirements, and specifications for UPS and PDU units. Please see the following link: www.hp.com/products/powercords.

HP Rack Series

HP Rack 10000 G2 Series (Carbon/Graphite Metallic)

HP 10642 G2 Pallet Universal Rack AF001A

HP 10642 G2 Shock Universal Rack AF002A

HP 10642 G2 1200mm deep Shock Rack AF092A

HP 10647 G2 1200mm deep Shock Rack AF094A

NOTE: It is mandatory to use a shock pallet when shipping racks with equipment installed.

NOTE: HP ProLiant SL160z G6 models have two different rail kits to choose from:

- 10U bulk rail kit - Used to fit in HP 10000 series racks
 - One 10U bulk rail kit will hold up to five z6000 chassis, thus ten SL160z G6 servers
- 2U rail kit - Used to fit in 3rd party racks or to sell one z6000 chassis at a time
 - One 2U rail kit will hold one z6000 chassis, thus two SL160z servers

NOTE: Please see the QuickSpecs for Technical Specifications and additional information:

http://h18000.www1.hp.com/products/quickspecs/12402_div/12402_div.html
(Worldwide)

NOTE: For additional information regarding Rack Cabinets, please see the following URL: <http://www.hp.com/go/rackandpower>.

NOTE: The increasing power of new high-performance processor technology requires increased cooling efficiency for rack-mounted servers. The 10000 G2 Series Racks provide enhanced airflow for maximum cooling, allowing these racks to be fully loaded with servers using the latest processors.

CAUTION: If a third-party rack is used, observe the following additional requirements to ensure adequate airflow and to prevent damage to the equipment: Front and rear doors: If your 42U server rack includes closing front and rear doors, you must allow



Additional Options

830 square inches (5,350 sq cm) of hole evenly distributed from top to bottom to permit adequate airflow (equivalent to the required 64 percent open area for ventilation). Side: The clearance between the installed rack component and the side panels of the rack must be a minimum of 2.75 inches (7 cm).

CAUTION: Always use blanking panels to fill all remaining empty front panel U-spaces in the rack. This arrangement ensures proper airflow. Using a rack without blanking panels results in improper cooling that can lead to thermal damage.

NOTE: Quick deploy rail system provides tool-free support for racks with square or round mounting holes (including Compaq/HP 7000, 9000, 10000 G2 and HP series), with an adjustment range of 24" - 36". The ambidextrous cable management arm can be mounted on either the left or right side for improved cable management.

NOTE: Cable management arm must be removed to access hot-plug power supplies when the cable management arm is mounted on the right.

HP USB and SD options	HP USB 2-Button Optical Scroll Mouse	DC172B
	HP USB 04 Standard Keyboard	DT528A#ABA

HP Care Pack Services	Hardware Services 4-Hour On-site Service	
	HP 3 year 4 hour 24x7 ProLiant DL14x and DL16x Hardware Support	U9510E
	Hardware Services Next Business Day On-Site Service	
	HP 3 year Next business day ProLiant DL14x and DL16x Hardware Support	U9508E
	Hardware Services 6-Hour Call to Repair On-Site Service	
	HP Install ProLiant DL14x and DL16x Service	U9520E
	LO100i Advanced Pack	
	HP LO100i Advanced Pack 3year 24x7 Software Support	UM748E
	NOTE: For more information, customer/resellers can contact: http://www.hp.com/services/carepack .	



Memory

HP ProLiant SL160z G6 (all models)

NOTE: Memory configurations listed do not apply to "Factory Integrated Models".

NOTE: Charts do not represent all possible memory configurations.

DDR3 memory population guidelines

For detailed memory configuration rules and guidelines, please use the Online DDR3 Memory Configuration Tool:

www.hp.com/go/ddr3memory-configurator

Some DIMM installation guidelines are summarized below:

- For servers with eighteen (18) memory slots:
 - There are three (3) channels per processor; six (6) channels per server
 - There are three (3) DIMM slots for each memory channel; eighteen (18) total slots
 - Memory channel 1 consists of the three (3) DIMMs that are closest to the processor
 - Memory channel 3 consists of the three (3) DIMMs that are furthest from the processor
- DIMM slots that are white should be populated first
- Do not mix Unbuffered memory (UDIMMs) with Registered memory (RDIMMs)
- Do not install DIMMs if the corresponding processor is not installed
- If only one processor is installed in a 2CPU system, only half of the DIMM slots are available
- To maximize performance, balance the total memory capacity between all installed processors
- It is not required, but it is recommended to load the channels similarly if possible
- If any Quad rank DIMMs are installed, all channels are limited to only 2 DIMMs per channel.
- You can only install two quad-rank DIMMs per channel
- You can only install two UDIMMs per channel; if available, the third slot in the channel must remain empty
- Populate DIMMs from heaviest load (quad-rank) to lightest load (single-rank) within a channel
- Heaviest load (DIMM with most ranks) within a channel goes furthest from the chipset
- For memory mirroring mode, channel 3 must be unpopulated. Channels 1 and 2 are populated identically
- For lock-step mode, channel 3 must be unpopulated. DIMMs in channels 1 and 2 will be installed in pairs. The paired slots will be 1,4; 2,5; 3,6 on a 3DPC system or 1,4; 2,5; on a 2DPC system

If mixing DIMM voltage is a requirement, please note that the DIMMs will run at 1.5V since all 1.35V are capable of supporting 1.5V operations



Memory

DIMM slot/capacity/populated speed table										
DIMM Type	Registered DIMMs (RDIMMs)							Unbuffered with ECC DIMMs (UDIMMs)		
DIMM Rank	Single Rank (1R)	Dual Rank (2R)				Quad Rank (4R)		Single Rank (1R)	Dual Rank (2R)	
DIMM Capacity	4GB	2GB	4GB	8GB	8GB	4GB	16GB	1GB	2GB	4GB
DIMM Native Speed (MHz)	1333	1333	1333	1066	1066	1066	1066	1333	1333	1333
SLOTS THAT CAN BE POPULATED										
18 slot servers	18	18	18	18	18	12	12	12	12	12
MAXIMUM CAPACITY (GB)										
18 slot servers	72	36	72	144	144	48	192	12	24	48
POPULATED DIMM SPEED (MHz)										
1 DIMM Per Channel	1333	1333	1333	1066	1333	1066	1066	1333	1333	1333
2 DIMM Per Channel	1333*	1333*	1333*	1066	1333*	800	800	1333	1333	1333*
3 DIMM Per Channel	800	800	800	800	800	N/A	N/A	N/A	N/A	N/A

* Supported at 1333 via setting in ROM based setup utility (RBSU)

NOTES:

- PC3-10600 DIMMs have a maximum speed of 1333MHz. PC3-8500 DIMMs have a maximum speed of 1066MHz
- Mixing DIMM speeds is allowed, but the system processor speed rules always override the DIMM capabilities
- If you do mix DIMM speeds, the memory bus will default to the minimum clock rate of all DIMMs in the system - even if the slower DIMM is on the other processor
- If you install 1x 1066MHz DIMM in channel 1 and 1x 1333MHz DIMM in channel 2, the maximum speed will be 1066MHz. If you install 1x 1066MHz DIMM in channel 1 and 5x 1333MHz DIMMs with 1 DIMM Per Channel (DPC) in each of the other channels, the maximum speed will be 1066MHz
- If you install 3DPC in one channel (if applicable) and 1DPC in all other channels, you run at 800MHz
- Maximum memory speed will also depend on the processor installed
- References to the above MHz speeds are for the various speeds of DDR3 DIMMs; 1333 refers to DDR3-1333, etc.

DIMM slot and configuration diagrams

Basic memory slot & population diagram

- Population order; start with "A" first, "B" second, "C" third, etc.



Memory

18 DIMM SLOTS (9 per CPU node)					
	CPU1		CPU2		
	slot #	population order	slot #	population order	
Chnl 1	1	G	1	G	Chnl 1
	2	D	2	D	
	3	A	3	A	
Chnl 2	4	H	4	H	Chnl 2
	5	E	5	E	
	6	B	6	B	
Chnl 3	7	I	7	I	Chnl 3
	8	F	8	F	
	9	C	9	C	

Standard memory configuration (1 CPU model)

- 6GB, consisting of three (3) 2GB dual-rank PC3-10600E UDIMMs

	CPU1		CPU2		
	slot #	population order	slot #	population order	
Chnl 1	1	G; empty	1	G; empty	Chnl 1
	2	D; empty	2	D; empty	
	3	A; 2GB DIMM	3	A; empty	
Chnl 2	4	H; empty	4	H; empty	Chnl 2
	5	E; empty	5	E; empty	
	6	B; 2GB DIMM	6	B; empty	
Chnl 3	7	I; empty	7	I; empty	Chnl 3
	8	F; empty	8	F; empty	
	9	C; 2GB DIMM	9	C; empty	

Standard memory plus optional memory (1 CPU model)

- 12GB, consisting of three (3) 2GB UDIMMs plus three (3) 2GB UDIMMs
- 3 x 2GB dual-rank PC3-10600 UDIMMs
- 3 x 2GB dual-rank PC3-10600 UDIMMs



Memory

	CPU1		CPU2		
	slot #	population order	slot #	population order	
Chnl 1	1	G; empty	1	G; empty	Chnl 1
	2	D; 2GB DIMM	2	D; empty	
	3	A; 2GB DIMM	3	A; empty	
Chnl 2	4	H; empty	4	H; empty	Chnl 2
	5	E; 2GB DIMM	5	E; empty	
	6	B; 2GB DIMM	6	B; empty	
Chnl 3	7	I; empty	7	I; empty	Chnl 3
	8	F; 2GB DIMM	8	F; empty	
	9	C; 2GB DIMM	9	C; empty	

Standard memory replaced with optional memory (1 CPU model) RDIMM maximum configuration

- 96GB, consisting of six (6) 16GB dual-rank PC3-8500 RDIMMs

	CPU1		CPU2		
	slot #	population order	slot #	population order	
Chnl 1	1	G; 16GB DIMM	1	G; empty	Chnl 1
	2	D; 16GB DIMM	2	D; empty	
	3	A; empty	3	A; empty	
Chnl 2	4	H; 16GB DIMM	4	H; empty	Chnl 2
	5	E; 16GB DIMM	5	E; empty	
	6	B; empty	6	B; empty	
Chnl 3	7	I; 16GB DIMM	7	I; empty	Chnl 3
	8	F; 16GB DIMM	8	F; empty	
	9	C; empty	9	C; empty	

UDIMM maximum configuration (1 CPU model)

- 24GB, consisting of six (6) 4GB dual-rank PC3-10600 UDIMMs



Memory

	CPU1		CPU2		
	slot #	population order	slot #	population order	
Chnl 1	1	G; empty	1	G; empty	Chnl 1
	2	D; 4GB DIMM	2	D; empty	
	3	A; 4GB DIMM	3	A; empty	
Chnl 2	4	H; empty	4	H; empty	Chnl 2
	5	E; 4GB DIMM	5	E; empty	
	6	B; 4GB DIMM	6	B; empty	
Chnl 3	7	I; empty	7	I; empty	Chnl 3
	8	F; 4GB DIMM	8	F; empty	
	9	C; 4GB DIMM	9	C; empty	

Standard memory replaced with optional memory (2 CPU model) RDIMM maximum configuration

- 192GB, consisting of twelve (12) 16GB PC3-8500 RDIMMs

	CPU1		CPU2		
	slot #	population order	slot #	population order	
Chnl 1	1	G; 16GB DIMM	1	G; 16GB DIMM	Chnl 1
	2	D; 16GB DIMM	2	D; 16GB DIMM	
	3	A; empty	3	A; empty	
Chnl 2	4	H; 16GB DIMM	4	H; 16GB DIMM	Chnl 2
	5	E; 16GB DIMM	5	E; 16GB DIMM	
	6	B; empty	6	B; empty	
Chnl 3	7	I; 16GB DIMM	7	I; 16GB DIMM	Chnl 3
	8	F; 16GB DIMM	8	F; 16GB DIMM	
	9	C; empty	9	C; empty	

UDIMM maximum configuration (2 CPU model)

- 48GB, consisting of twelve (12) 2GB dual-rank PC3-10600 UDIMMs



Memory

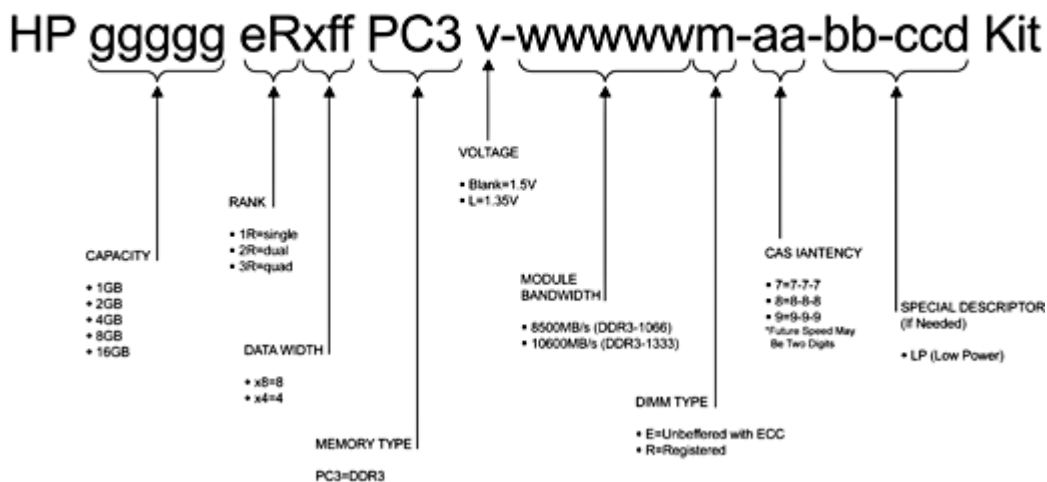
	CPU1		CPU2		
	slot #	population order	slot #	population order	
Chnl 1	1	G; empty	1	G; empty	Chnl 1
	2	D; 4GB DIMM	2	D; 4GB DIMM	
	3	A; 4GB DIMM	3	A; 4GB DIMM	
Chnl 2	4	H; empty	4	H; empty	Chnl 2
	5	E; 4GB DIMM	5	E; 4GB DIMM	
	6	B; 4GB DIMM	6	B; 4GB DIMM	
Chnl 3	7	I; empty	7	I; empty	Chnl 3
	8	F; 4GB DIMM	8	F; 4GB DIMM	
	9	C; 4GB DIMM	9	C; 4GB DIMM	

NOTE: Capacity references are rounded to the common Gigabyte values.

- 1GB = 1024MB
- 2GB = 2048MB
- 4GB = 4096MB
- 8GB = 8192MB
- 16GB = 16384MB

DDR3 memory options part number decoder

DDR3 memory options part number decoder



Following are memory options available from HP:

HP Memory Registered DIMMs (RDIMMs)



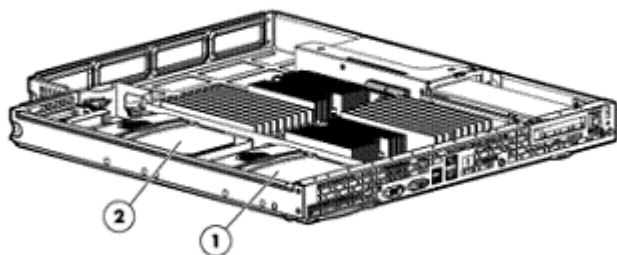
Memory

HP 2GB (1x2GB) Dual Rank x8 PC3-10600 (DDR3-1333) Registered CAS-9 Memory Kit	500656-B21
HP 4GB (1x4GB) Dual Rank x4 PC3-10600 (DDR3-1333) Registered CAS-9 Memory Kit	500658-B21
HP 4GB (1x4GB) Quad Rank x8 PC3-8500 (DDR3-1066) Registered CAS-7 Low Power Memory Kit	500660-B21
HP 4GB (1x4GB) Single Rank x4 PC3-10600 (DDR3-1333) Registered CAS-9 Memory Kit	593339-B21
HP 4GB (1x4GB) Single Rank x4 PC3L-10600 (DDR3-1333) Registered CAS-9 Low Power Memory Kit	604504-B21
NOTE: Low Voltage DIMMs can only be used with Intel® Xeon® processor 5600 series processors.	
HP 8GB (1x8GB) Dual Rank x4 PC3-10600 (DDR3-1333) Registered CAS-9 Memory Kit	500662-B21
HP 8GB (1x8GB) Dual Rank x4 PC3L-10600 (DDR3-1333) Registered CAS-9 Low Power Memory Kit	604506-B21
NOTE: Low Voltage DIMMs can only be used with Intel® Xeon® processor 5600 series processors.	
HP 16GB (1x16GB) Quad Rank x4 PC3-8500 (DDR3-1066) Registered CAS-7 Memory Kit	500666-B21
HP 16GB (1x16GB) Dual Rank x4 PC3L-10600 (DDR3-1333) Registered CAS-9 LP Memory Kit	627812-B21
Unbuffered with ECC DIMMs (UDIMMs)	
NOTE: Maximum 12 DIMMs supported per node.	
HP 1GB (1x1GB) Single Rank x8 PC3-10600 (DDR3-1333) Unbuffered CAS-9 Memory Kit	500668-B21
HP 2GB (1x2GB) Dual Rank x8 PC3-10600 (DDR3-1333) Unbuffered CAS-9 Memory Kit	500670-B21
HP 4GB (1x4GB) Dual Rank x8 PC3-10600 (DDR3-1333) Unbuffered CAS-9 Memory Kit	500672-B21
NOTE: All DDR3 memory option kits consist of one DIMM per kit. For detailed memory configuration rules and guidelines, please use the Online DDR3 Memory Configuration Tool: www.hp.com/go/ddr3memory-configurator .	
NOTE: Kits described as LP include Low Power DIMMs. For more information on ProLiant Energy Efficient Features, see: www.hp.com/go/proliant-energy-efficient .	
NOTE: There is a maximum support limitation of 8 ranks per memory channel (maximum of 2 quad rank DIMMs per channel)	
NOTE: PC3L is a low voltage memory	



Storage

- 1-2 Non-hot plug SATA hard drive bays - Using quick release carrier



Drive Support

Hard Drives

NOTE: Transfer rates of drives are dependent on the maximum transfer rate supported by the HBA or Controller. Refer to the HBA or Controller technical specifications for details.

NOTE: Hard drives have either a one year or three year warranty.

SAS Hot Plug LFF (3.5-inch) Enterprise (ENT) Drives - with quick-release (QR) carrier

	Quantity Supported	Position Supported	Controller
600GB 6G SAS 15K	Up to 2	1-2	HP Smart Array P212/Zero Memory Controller
300GB 6G SAS 15K			HP Smart Array P212/256 MB Controller
			NOTE: HP P212 SAS 4HDD Cable Kit is required when adding SAS hard drives using the P212 controller.
			HP Smart Array P410/256 MB Controller
			HP Smart Array P410/512 MB BBWC Controller
			NOTE: HP P410 SAS 4HDD Cable Kit is required when adding SAS hard drives using the P410 controller.

SAS Hot Plug SFF (2.5-inch) Enterprise (ENT) Drives - with quick-release (QR) carrier

	Quantity Supported	Position Supported	Controller
300GB 6G SAS 10K	Up to 4	1-4	HP Smart Array P212/Zero Memory Controller
			HP Smart Array P212/256 MB Controller
			NOTE: HP P212 SAS 4HDD Cable Kit is required when adding SAS hard drives using the P212 controller.
			HP Smart Array P410/256 MB Controller
			HP Smart Array P410/512 MB BBWC Controller
			NOTE: HP P410 SAS 4HDD Cable Kit is required when adding SAS hard drives using the P410 controller.

SAS Hot Plug LFF (3.5-inch) Midline (MDL) Drives - with quick-release (QR) carrier



Storage

	Quantity Supported	Position Supported	Controller
2TB 6G SAS 7.2K rpm	Up to 2	1-2	HP Smart Array P212/Zero Memory Controller HP Smart Array P212/256 MB Controller NOTE: HP P212 SAS 4HDD Cable Kit is required when adding SAS hard drives using the P212 controller. HP Smart Array P410/256 MB Controller HP Smart Array P410/512 MB BBWC Controller NOTE: HP P410 SAS 4HDD Cable Kit is required when adding SAS hard drives using the P410 controller.

SATA Hot Plug LFF (3.5-inch) Midline (MDL) Drives - with quick-release (QR) carrier

	Quantity Supported	Position Supported	Controller
2TB 3G SATA 7.2K 1TB 3G SATA 7.2K 500GB 3G SATA 7.2K	Up to 2	1-2	HP Embedded SATA RAID Controller NOTE: Transfer rate: 3 Gb/s SATA

SATA Hot Plug SFF (2.5-inch) Midline (MDL) Drives - with quick-release (QR) carrier

	Quantity Supported	Position Supported	Controller
500GB 3G SATA 7.2K	Up to 4	1-4	HP Embedded SATA RAID Controller NOTE: Transfer rate: 3 Gb/s SATA

External Storage

	Quantity Supported	Position Supported	Controller
D2700 Disk Enclosure	Up to 2 Up to 4	External External	HP Smart Array P212/256 MB Controller HP Smart Array P411/256 MB Controller HP Smart Array P411/512 MB Controller



Power Specifications

HP 460W Common Slot Platinum Hot Plug Power Supply Kit							
Part Number	593188-B21						
Input Voltage Range (V rms)	100 to 240						
Frequency Range (Nominal) (Hz)	50/60						
Nominal Input Voltage (Vrms)	100	120	200	208	220	230	240
Maximum Rated Output Wattage Rating	460	460	460	460	460	460	460
Nominal Input Current (A rms)	5.3	4.3	2.5	2.4	2.3	2.2	2.1
Maximum Rated Input Wattage Rating (Watts)	512	505	493	493	492	492	491
Maximum Rated VA (Volt-Amp)	526	518	506	506	505	505	504
Efficiency (%)	89.8	91.2	93.2	93.3	93.5	93.6	93.6
Power Factor	0.985						
Leakage Current (mA)	0.42	0.50	0.83	0.87	0.92	0.96	1.00
Maximum Inrush Current (A peak)	30						
Maximum Inrush Current duration (mS)	20						
Maximum British Thermal Unit Rating (BTU-Hr)	1747	1722	1683	1682	1679	1678	1677

HP 750W Common Slot Platinum Hot Plug Power Supply Kit							
Part Number	593831-B21						
Input Voltage Range (V rms)	100 to 240						
Frequency Range (Nominal) (Hz)	50/60						
Nominal Input Voltage (Vrms)	100	120	200	208	220	230	240
Maximum Rated Output Wattage Rating	750	750	750	750	750	750	750
Nominal Input Current (A rms)	8.6	7.1	4.2	4.0	3.8	3.6	3.4
Maximum Rated Input Wattage Rating (Watts)	841	828	809	808	807	806	805
Maximum Rated VA (Volt-Amp)	863	850	830	829	828	827	826
Efficiency (%)	89.2	90.6	92.7	92.8	93	93.1	93.2
Power Factor	0.985						
Leakage Current (mA)	0.42	0.50	0.83	0.87	0.92	0.96	1.00
Maximum Inrush Current (A peak)	30						
Maximum Inrush Current duration (mS)	20						
Maximum British Thermal Unit Rating (BTU-Hr)	2868	2825	2761	2757	2753	2749	2747



Power Specifications

HP 1200W Common Slot Platinum Hot Plug Power Supply Kit							
Part Number	578322-B21						
Input Voltage Range (V rms)	100 to 240						
Frequency Range (Nominal) (Hz)	50/60						
Nominal Input Voltage (Vrms)	100	120	200	208	220	230	240
Maximum Rated Output Wattage Rating	800	900	1200	1200	1200	1200	1200
Nominal Input Current (A rms)	9.3	8.6	6.7	6.5	6.1	5.8	5.6
Maximum Rated Input Wattage Rating (Watts)	889	989	1290	1290	1290	1290	1290
Maximum Rated VA (Volt-Amp)	927	1031	1345	1345	1345	1345	1345
Efficiency (%)	90	91	93	93	93	93	93
Power Factor	0.97						
Leakage Current (mA)	0.42	0.50	0.83	0.87	0.92	0.96	1.00
Maximum Inrush Current (A peak)	30						
Maximum Inrush Current duration (mS)	20						
Maximum British Thermal Unit Rating (BTU-Hr)	3033	3375	4403	4403	4403	4403	4403

HP 460W Common Slot Gold Hot Plug Power Supply Kit							
Part Number	503296-B21						
Input Voltage Range (Vrms)	100 to 240						
Frequency Range (Nominal) (Hz)	50/60						
Nominal Input Voltage (Vrms)	100	120	200	208	220	230	240
Maximum Rated Output Wattage	460	460	460	460	460	460	460
Nominal Input Current (A rms)	5.5	4.5	2.6	2.5	2.4	2.3	2.2
Max Rated Input Wattage Rating (Watts)	526	520	505	505	503	503	503
Max. Rated VA (Volt-Amp)	548	542	527	527	524	524	524
Efficiency (%) at Max. Rated Output Wattage	87.5	88.5	91	91	91.5	91.5	91.5
Power Factor	0.97	0.97	0.97	0.97	0.97	0.97	0.97
Leakage Current (mA)	0.42	0.50	0.83	0.87	0.92	0.96	1.00
Max. Inrush Current (A peak)	30	30	30	30	30	30	30
Max. Inrush Current duration (mS)	20	20	20	20	20	20	20
Maximum British Thermal Unit Rating (BTU-Hr)	1794	1773	1725	1725	1715	1715	1715



Power Specifications

HP 750W Common Slot Gold Hot Plug Power Supply Kit	512327-B21						
Input Voltage Range (Vrms)	100 to 240						
Frequency Range (Nominal) (Hz)	50/60						
Nominal Input Voltage (Vrms)	100	120	200	208	220	230	240
Maximum Rated Output Wattage	750	750	750	750	750	750	750
Nominal Input Current (A rms)	8.9	7.4	4.3	4.1	3.9	3.7	3.6
Max Rated Input Wattage Rating (Watts)	857	847	824	825	820	820	820
Max. Rated VA (Volt-Amp)	894	884	859	859	854	854	854
Efficiency (%) at Max. Rated Output Wattage	87.5	88.5	91	91	91.5	91.5	91.5
Power Factor	0.97	0.97	0.97	0.97	0.97	0.97	0.97
Leakage Current (mA)	0.42	0.50	0.83	0.87	0.92	0.96	1.00
Max. Inrush Current (A peak)	30	30	30	30	30	30	30
Max. Inrush Current duration (mS)	20	20	20	20	20	20	20
Maximum British Thermal Unit Rating (BTU-Hr)	2925	2892	2812	2812	2797	2797	2797

HP 1200W Common Slot Silver Hot Plug Power Supply Kit	500172-B21						
Operational Input Voltage Range (Vrms)	100 to 240						
Frequency Range (Nominal) (Hz)	50/60						
Nominal Input Voltage (Vrms)	100	120	200	208	220	230	240
Maximum Rated Output Wattage	800	900	1200	1200	1200	1200	1200
Nominal Input Current (A rms)	9.7	9.0	7.0	6.8	6.4	9.1	5.9
Max Rated Input Wattage Rating (Watts)	930	1034	1348	1348	1348	1348	1348
Max. Rated VA (Volt-Amp)	970	1079	1406	1406	1406	1406	1406
Efficiency (%) at Max. Rated Output Wattage	86	87	89	89	89	89	89
Power Factor	0.97	0.97	0.97	0.97	0.97	0.97	0.97
Leakage Current (mA)	0.42	0.50	0.83	0.87	0.92	0.96	1.00
Max. Inrush Current (A peak)	30	30	30	30	30	30	30
Max. Inrush Current duration (mS)	20	20	20	20	20	20	20
Maximum British Thermal Unit Rating (BTU-Hr)	3174	3530	4600	4600	4600	4600	4600

To review typical system power ratings use the Active Answers HP Power Advisor which is available via the online tool located at URL: www.hp.com/go/proliant-energy-efficient or www.hp.com/go/hppoweradvisor



Technical Specifications

System Unit	Dimensions (H x W x D) (with bezel)	3.46 x 17.64 x 28.1 in (8.79 x 44.80 x 71.37 cm)	
	Weight (approximate)	Maximum (all hard drives, power supplies, and processors installed)	53.7 lb (24.35 kg)
Input Requirements (per power supply)	Input Requirements (per power supply)	Rated Line Voltage	90 to 132 VAC 180 to 264 VAC
		Rated Input Current	5.8 Amps (at 100 VAC) to 2.9 Amps (at 200 VAC)
		Rated Input Frequency	47 to 63 Hz
BTU Rating	BTU Rating	Rated Input Power	570W (at 100 VAC) 565W (at 200 VAC)
		Maximum	-500W 1940 BTU / hr (at 100 VAC), 1920 BTU/hr (at 200 VAC) 460W - 1773 BTU / hr (at 120 VAC), 1715 (at 240 VAC) 750W - 2892 BTU / hr (at 120 VAC), 2797 (at 240 VAC)
		Power Specifications	To review typical system power ratings use the HP Power Advisor which is available via the online tool located at URL: www.hp.com/go/proliant-energy-efficient
Power Supply Output (per power supply)	Power Supply Output (per power supply)	Rated Steady-State Power	500 Watts (at 100 VAC), 500 Watts (at 200 VAC)
		Maximum Peak Power (See Power Specifications Tables)	500Watts (at 100 VAC), 500 Watts (at 200 VAC)
System Inlet Temperature	System Inlet Temperature	Operating	10° to 35°C (50° to 95°F) at sea level with an altitude derating of 1.0°C per every 305 m (1.8°F per every 1000 ft) above sea level to a maximum of 3050 m (10,000 ft), no direct sustained sunlight. Maximum rate of change is 10°C/hr (18°F/hr). The upper limit may be limited by the type and number of options installed. System performance may be reduced if operating with a fan fault or above 30°C (86°F).
		Non-operating	-30° to 60°C (-22° to 140°F). Maximum rate of change is 20°C/hr (36°F/hr).
Relative Humidity (non-condensing)	Relative Humidity (non-condensing)	Operating	10 to 90% relative humidity (Rh), 28°C (82.4°F) maximum wet bulb temperature, non-condensing.
		Non-operating	-30° to 60°C (-22° to 140°F). Maximum rate of change is 20°C/hr (36°F/hr).
Altitude	Altitude	Operating	3050 m (10,000 ft). This value may be limited by the type and number of options installed. Maximum allowable altitude change rate is 457 m/min (1500 ft/min).



Technical Specifications

	Non-operating	9144 m (30,000 ft). Maximum allowable altitude change rate is 457 m/min (1500 ft/min).
Acoustic Noise		Listed are the declared A-Weighted sound power levels (LWAd) and declared average bystander position A-Weighted sound pressure levels (LpAm) when the product is operating in a 23°C ambient environment. Noise emissions were measured in accordance with ISO 7779 (ECMA 74) and declared in accordance with ISO 9296 (ECMA 109).
	Idle	
	LWAd	6.86
	LpAm	52.36dBA
	Operating	
	LWAd	6.89
	LpAm	52.60dBA
Emissions Classification (EMC)	FCC Rating	Class A
	Normative Standards	CISPR 22; EN55022; EN55024; FCC CFR 47, Pt 15; ICES-003; CNS13438; GB9254; K22;K24; EN 61000-3-2; EN 61000-3-3; EN 60950-1; IEC 60950-1

NOTE: Product conformance to cited product specifications is based on sample (type) testing, evaluation, or assessment. This product or family of products is eligible to bear the appropriate compliance logos and statements.

NC362i Integrated Dual Port Gigabit Server Adapter	Network Interface	Integrated 10/100/1000BASE-T Transceiver Combines a triple-speed IEEE 802.3TM - Compliant Media Access Controller (MAC) with a triple-speed Ethernet transceiver.	
	Data Transfer Method Controller	Compliant to x1 PCIe Specification Intel® 82576	
	Network Transfer Rate	10Base-T (Half-Duplex)	10 Mb/s
		10Base-T (Full-Duplex)	20 Mb/s
		100Base-TX (Half-Duplex)	100 Mb/s
		100Base-TX (Full-Duplex)	200 Mb/s
		1000Base-TX (Half and Full-Duplex)	2000Mb/s
Connector	RJ-45 connector		
Cable Support	Performs all the physical layer functions for 10BASE-T, 100BASE-T, and 1000BASE-T Ethernet on standard Category 5 UTP		



Technical Specifications

Environment-friendly Products and Approach

End-of-life Management and Recycling

Hewlett-Packard offers end-of-life HP product return, trade-in, and recycling programs in many geographic areas. For trade-in information, please go to: <http://www.hp.com/go/green>. To recycle your product, please go to: <http://www.hp.com/go/green> or contact your nearest HP sales office. Products returned to HP will be recycled, recovered or disposed of in a responsible manner.

The EU WEEE directive (2002/95/EC) requires manufacturers to provide treatment information for each product type for use by treatment facilities. This information (product disassembly instructions) is posted on the Hewlett Packard web site at: <http://www.hp.com/go/green>. These instructions may be used by recyclers and other WEEE treatment facilities as well as HP OEM customers who integrate and re-sell HP equipment.

© Copyright 2012 Hewlett-Packard Development Company, L.P.

The information contained herein is subject to change without notice.

Microsoft and Windows NT are US registered trademarks of Microsoft Corporation. Intel, the Intel logo, Xeon and Xeon Inside are trademarks of Intel Corporation in the U.S. and other countries.

The only warranties for HP products and services are set forth in the express warranty statements accompanying such products and services. Nothing herein should be construed as constituting an additional warranty. HP shall not be liable for technical or editorial errors or omissions contained herein.

For hard drives, 1GB = 1 billion bytes. Actual formatted capacity is less.

