



# Product End-of-Life Disassembly Instructions

**Product Category:** Networking Equipment

**Marketing Name / Model**

**[List multiple models if applicable.]**

HP MSR,RTUM2SLTEV,4G LTE Verizon SIC Module, (JG742A)

HP MSR,RTUM2SLTEA,4G LTE AT&T SIC Module, (JG743A)

HP MSR,RTUM2SLTEG,4G LTE Global SIC Module, (JG744A)

HP MSR,RTUM2SLTEVV2,4G LTE CDMA/WCDMA SIC Module, (JG742B)

HP MSR,RTUM2SLTEAV2,4G LTE AT&T SIC Module, (JG743B)

HP MSR,RTUM2SLTEGV2,4G LTE Global SIC Module, (JG744B)

HP MSR,RTUM2SHSPA,HSPA+/WCDMA SIC Module, (JG929A)

HPE MSR,RTUM2S1VE1T1,1-port E1 / T1 Voice SIC Module, (JH240A)

H3C MSR,RTUM1SAP,802.11b/g/n Wireless Access Point SIC Module, (0231A4PJ)

UNIS 4G LTE(TDD/FDD LTE,TD-SCDMA,WCDMA,Full Frequency EVDO)SIC Module, (0231A4R0)

**Purpose:** The document is intended for use by end-of-life recyclers or treatment facilities. It provides the basic instructions for the disassembly of HP products to remove components and materials requiring selective treatment, as defined by EU directive 2002/96/EC, Waste Electrical and Electronic Equipment (WEEE).

## 1.0 Items Requiring Selective Treatment

1.1 Items listed below are classified as requiring selective treatment.

1.2 Enter the quantity of items contained within the product which require selective treatment in the right column, as applicable.

Item Description	Notes	Quantity of items included in product
Printed Circuit Boards (PCB) or Printed Circuit Assemblies (PCA)	With a surface greater than 10 sq cm	2
Batteries	All types including standard alkaline and lithium coin or button style batteries	0
Mercury-containing components	For example, mercury in lamps, display backlights, scanner lamps, switches, batteries	0
Liquid Crystal Displays (LCD) with a surface greater than 100 sq cm	Includes background illuminated displays with gas discharge lamps	0
Cathode Ray Tubes (CRT)		0
Capacitors / condensers (Containing PCB/PCT)		0
Electrolytic Capacitors / Condensers measuring greater than 2.5 cm in diameter or height		0
External electrical cables and cords		0
Gas Discharge Lamps		0
Plastics containing Brominated Flame Retardants weighing > 25 grams (not including PCBs or PCAs already listed as a separate item above)		0

Components and parts containing toner and ink, including liquids, semi-liquids (gel/paste) and toner	Include the cartridges, print heads, tubes, vent chambers, and service stations.	0
Components and waste containing asbestos		0
Components, parts and materials containing refractory ceramic fibers		0
Components, parts and materials containing radioactive substances		0

## 2.0 Tools Required

List the type and size of the tools that would typically be used to disassemble the product to a point where components and materials requiring selective treatment can be removed.

Tool Description	Tool Size (if applicable)
Screw driver	2#
tweezers	

## 3.0 Product Disassembly Process

3.1 List the basic steps that should typically be followed to remove components and materials requiring selective treatment:

1. Unscrew the screws on part 1, and then remove part 1.
2. Remove screws part 2, and remove part 3.
3. Remove screws part 4, and remove PCB 5.
4. Remove screws part 7, and remove part 6.
5. Unscrew the screws on PCB 10, and then remove PCB 10.
6. Remove screws part 5-2, and remove part 5-3.

3.2 Optional Graphic. If the disassembly process is complex, insert a graphic illustration below to identify the items contained in the product that require selective treatment (with descriptions and arrows identifying locations)

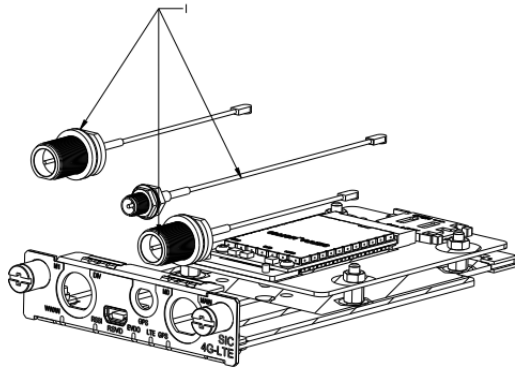


Figure 1 Treatments to the product

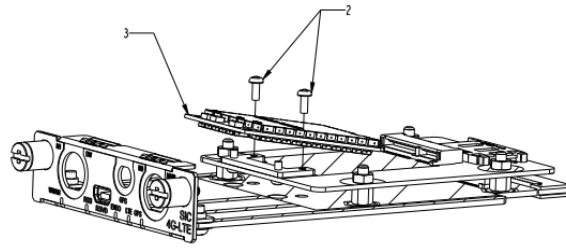


Figure 2 Treatments to the product

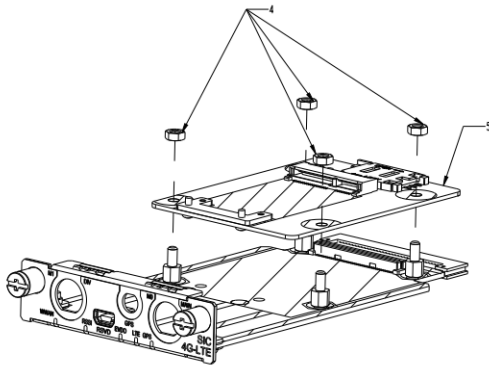


Figure 3 Treatments to the product

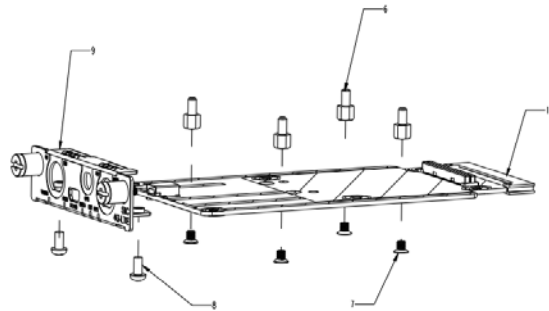


Figure 4 Treatments to the product

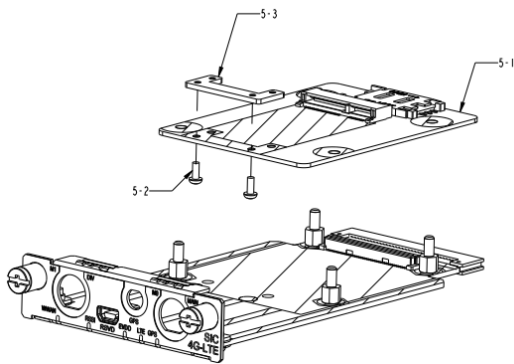


Figure 5 Treatments to the product

### 3.3 Material of the facility built

Facility	Components	Material	Weight(g)	Weight percentage	Selective treatment for materials and components	Details
1		Cu, PC+ABS	23	13.3%		Cu recycling
3		Complex PWB	21	12.9%	The surface of PCB is greater than 10 square centimeters;	

5						
	5-1	Complex PWB	35	21.5%	The surface of PCB is greater than 10 square centimeters;	
	5-3	Fe	2.8	1.7%		Fe recycling
6		Fe	6	3.4%		Fe recycling
9		Fe	19	11.1%		Fe recycling
10		Complex PWB	62	36.1%	The surface of PCB is greater than 10 square centimeters;	

#### 4. Revised record

Date	Version	Author	Modify content
2013.12.05	V0	Liu Jia	Initial version
2015.04.10	V1	Yang Hongming	Add 0231A3S0,0231A3S1,0231A3S2,0231A2UJ
2016.01.14	V2	Liu Jia	Add 0231A4BK
2016.02.22	V3	Liu Jia	Add 0231A4PJ
2016.04.25	V4	Liu Jia	Add 0231A4R0